

December 8, 2014

To: Members,  
Crime Prevention Advisory Committee

Re: Mid-Year Crime Statistics Comparison 2005 - 2014

---

RECOMMENDATION

That this report be received and filed.

CONCLUSION

Regina's total reported crime at mid-year 2014 was at its lowest point in the past ten years. Crimes Against the Person, Crimes Against Property, and Other Criminal Code offences were all ten-year lows. Crime types that were ten-year lows included Assault, Robbery, Theft, Mischief, and Prostitution.

BACKGROUND

Twice each year, once at mid-year and once at year-end, the Regina Police Service provides an analysis of police-reported crime in Regina over the previous ten-year period. This report compares data compiled from January 1 to June 30 for the period of 2005 through 2014. Measuring crime statistics<sup>1</sup> and their changes over time is effective for identifying trends. The Regina Police Service gathers data in the same manner each year, allowing for reliable analyses of crime within the city over time.

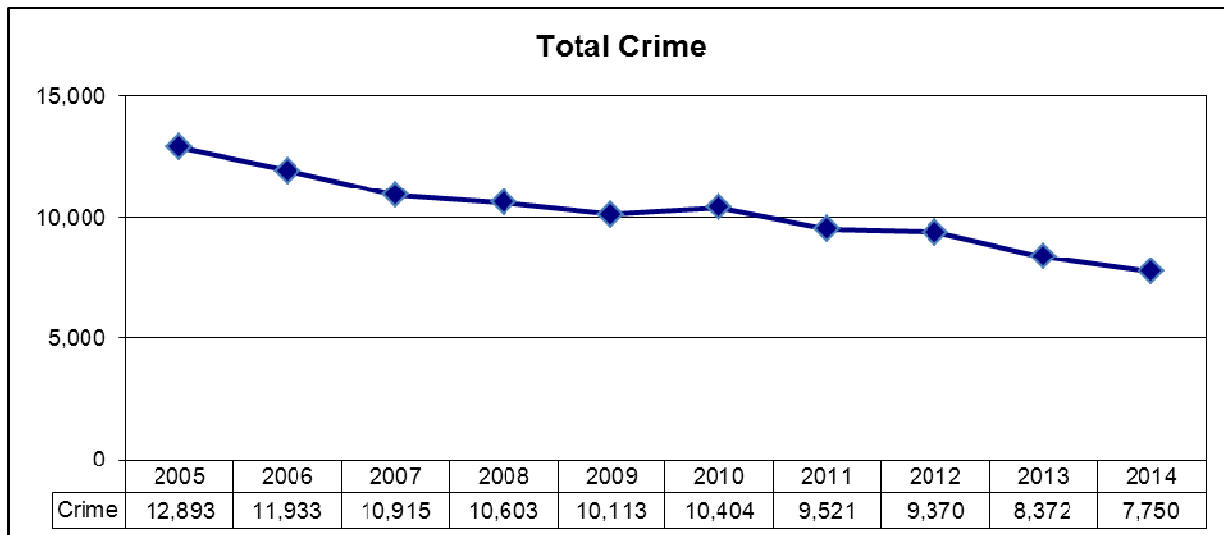
DISCUSSION

There were 7.4% fewer reported Total Crimes<sup>2</sup> at mid-year 2014 than at mid-year 2013 and 39.9% (5,143) fewer than at mid-year 2005.

---

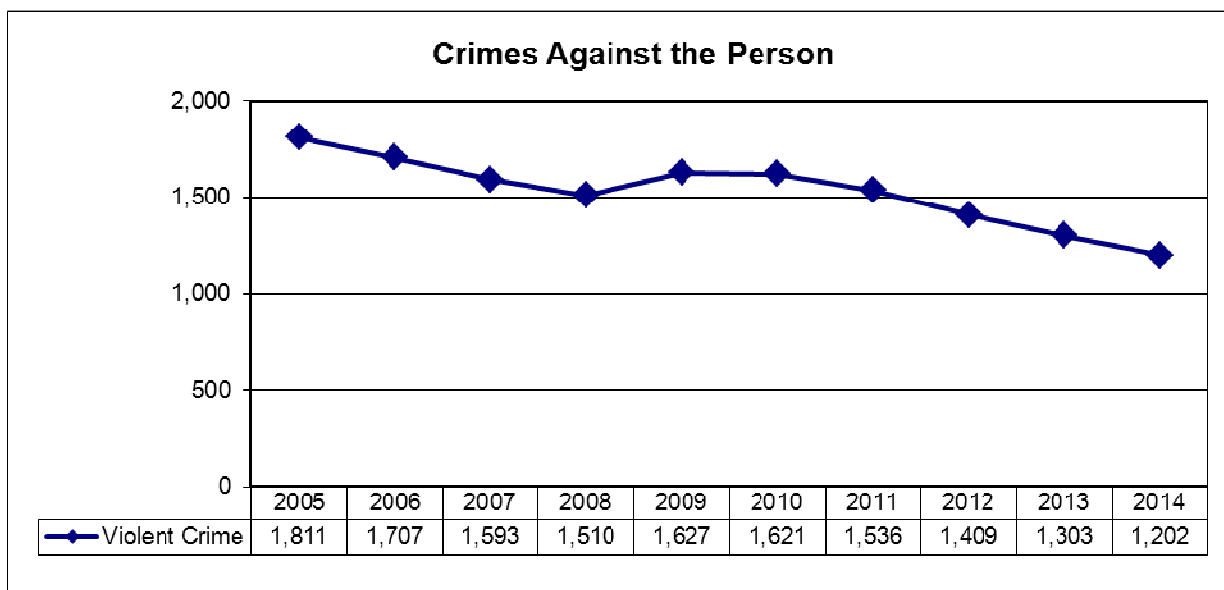
<sup>1</sup> Absolute crime counts, rather than crime rates or crime severity, are the basis of this analysis. These statistics are not intended for comparison with other jurisdictions that may use different methodologies or have different reporting criteria.

<sup>2</sup> Included in Total Crime are Crimes Against the Person, Crimes Against Property, and Other Criminal Code violations. Traffic and drug violations are not included.



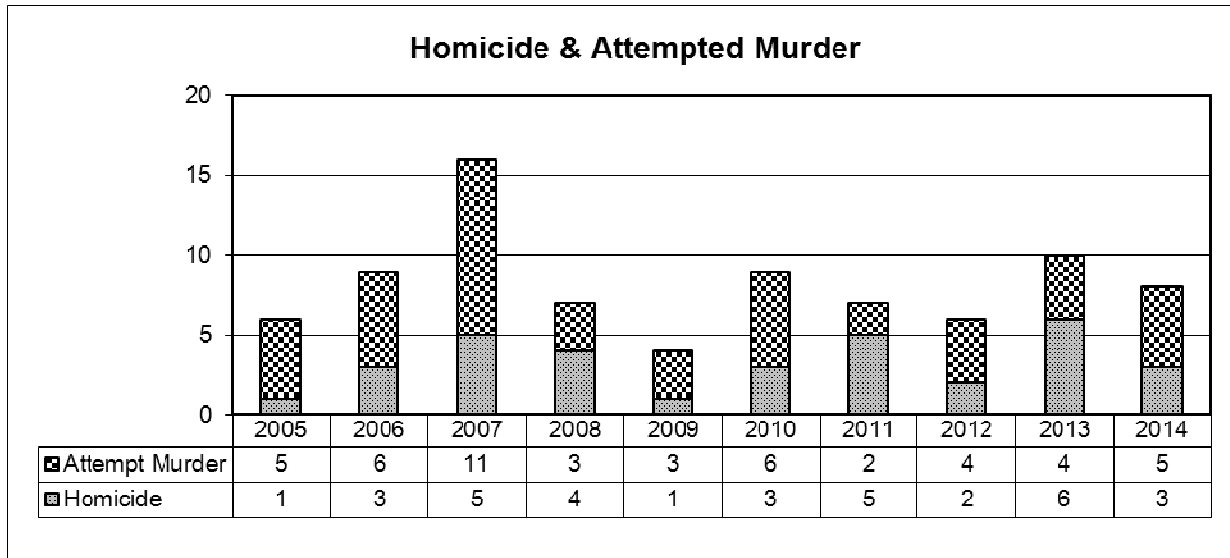
### *Crimes Against the Person*

There were 7.8% fewer reported Crimes Against the Person than at mid-year 2013 and 33.6% (609) fewer than at mid-year 2005.

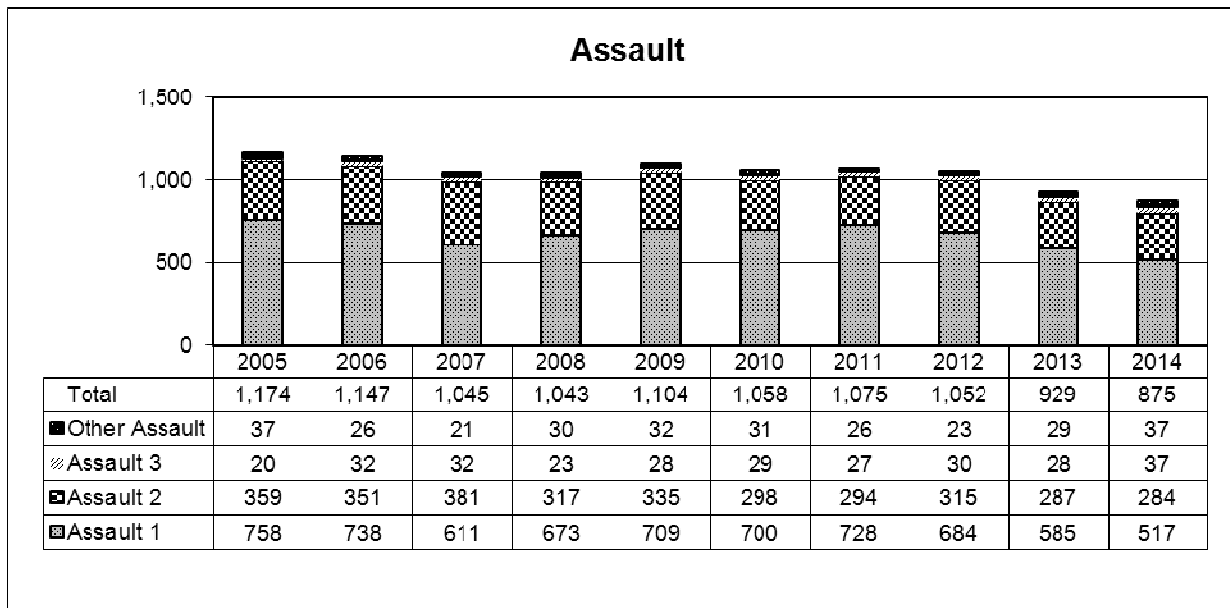


The three Homicides at mid-year 2014 were comparable to the mean average for the ten-year period ( $\bar{x} = 3.3$ ). The five Attempted Murders were also comparable to the ten-year mean average ( $\bar{x} = 4.9$ ).<sup>3</sup>

<sup>3</sup> Percentage changes will not be utilized in this report when discussing crime types with relatively low counts. Instead, comparisons to the ten-year mean average ( $\bar{x}$ ) will be utilized when appropriate.

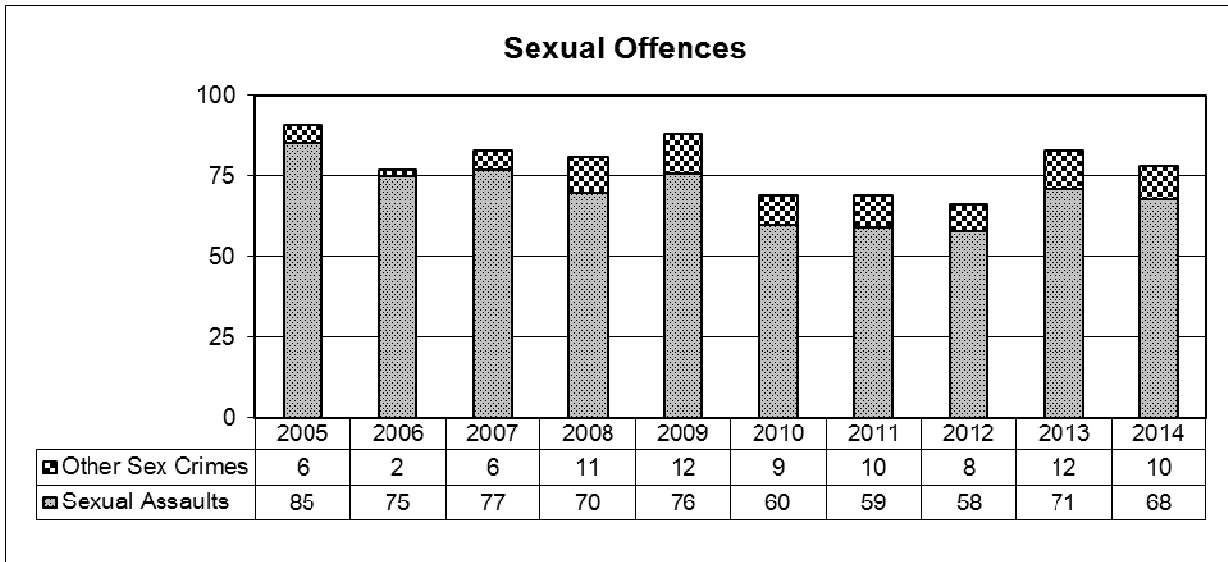


The total Assaults reported at mid-year 2014 were a ten-year low, with 5.8% fewer than at mid-year 2013 and 25.5% fewer than at mid-year 2005.

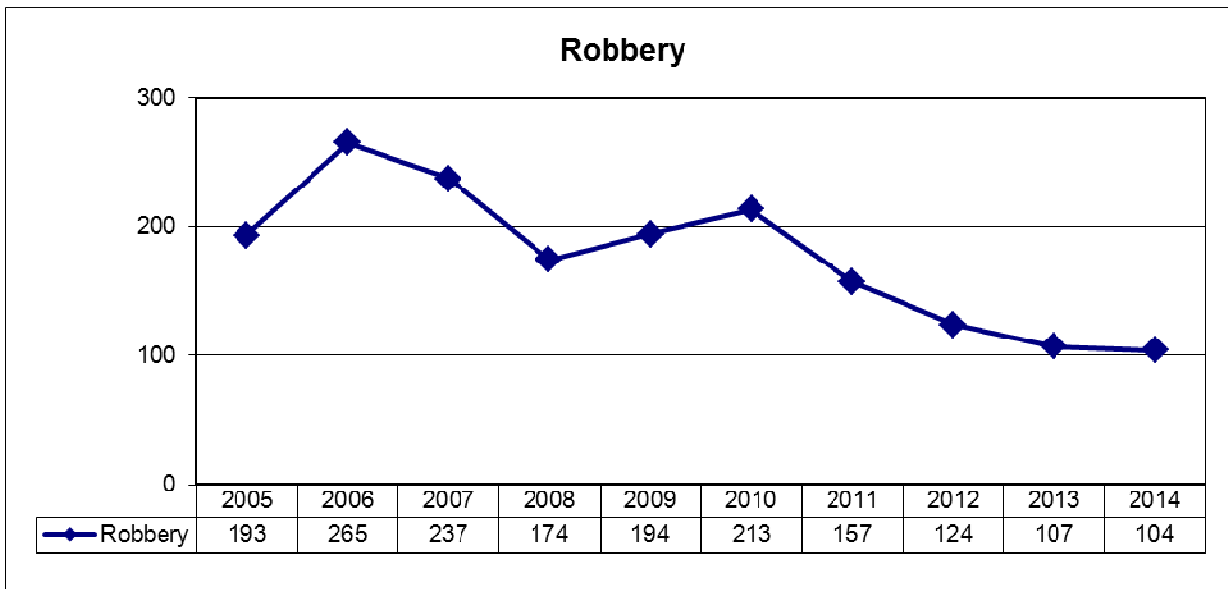


The sixty-eight Sexual Assaults at mid-year 2014 were slightly lower than the ten-year average ( $\bar{x} = 69.9$ ). The ten Other Sex Crimes<sup>4</sup> were slightly higher than the ten-year mean average ( $\bar{x} = 8.6$ ).

<sup>4</sup> The crime category Other Sexual Crime includes (though this is not an exhaustive list): Sexual Interference, Invitation to Sexual Touching, Luring a Child via a Computer, and Voyeurism.

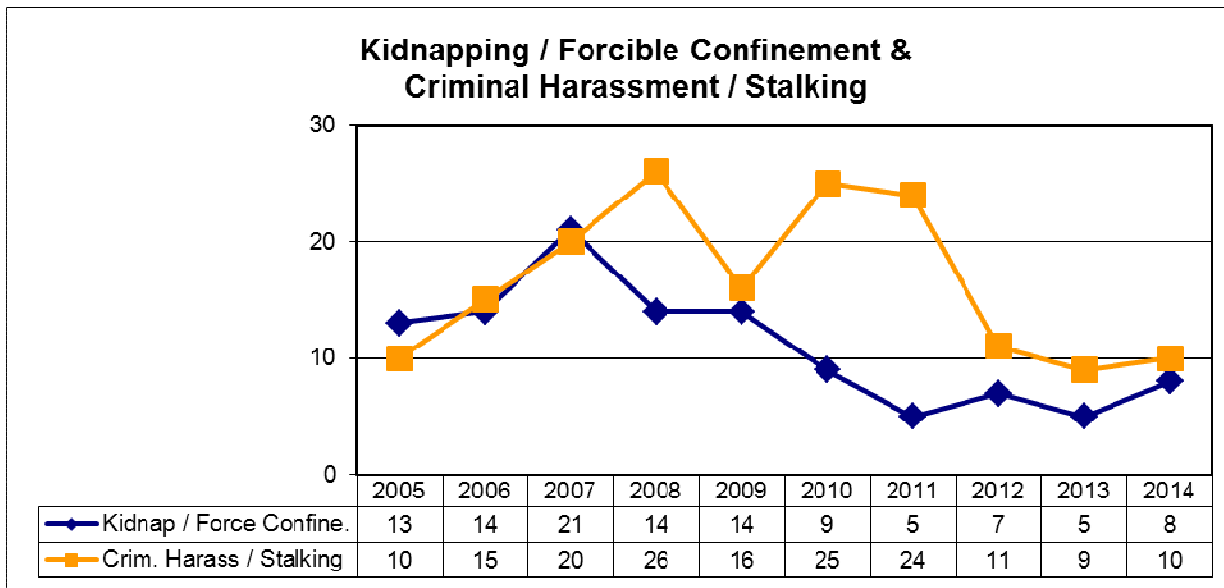


Robbery at mid-year 2014 was a ten-year low, with 2.8% fewer reported than at mid-year 2013 and 46.1% fewer than at mid-year 2005.



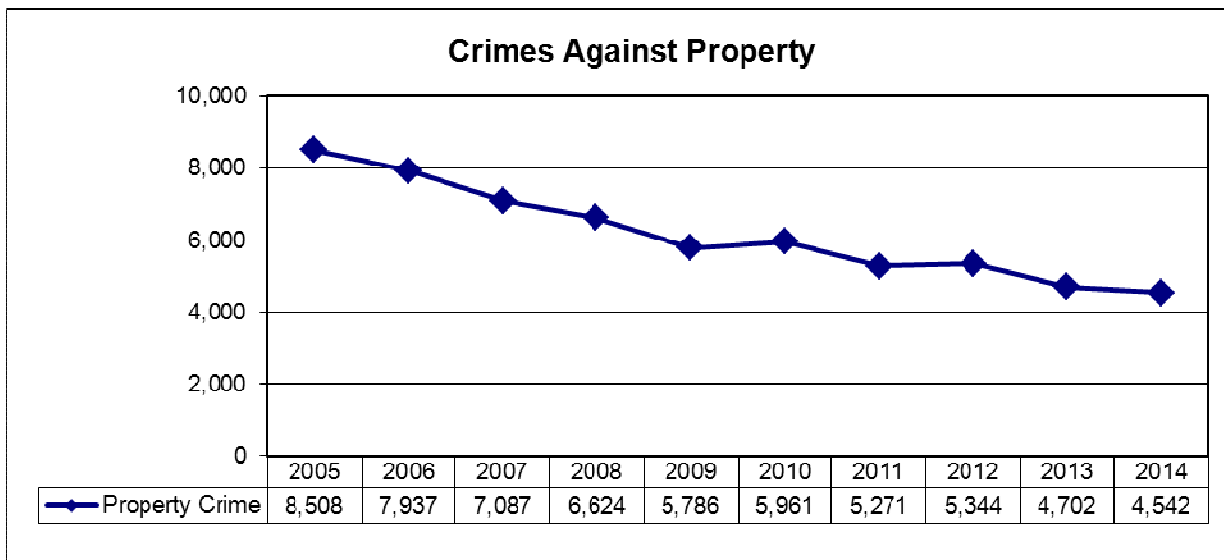
The eight reported occurrences of Kidnapping / Forcible Confinement at mid-year 2014 was lower than the ten-year mean average ( $\bar{x} = 11.0$ ).

The ten reported Criminal Harassment / Stalking occurrences at mid-year 2014 was lower than the ten-year mean average ( $\bar{x} = 16.6$ ).

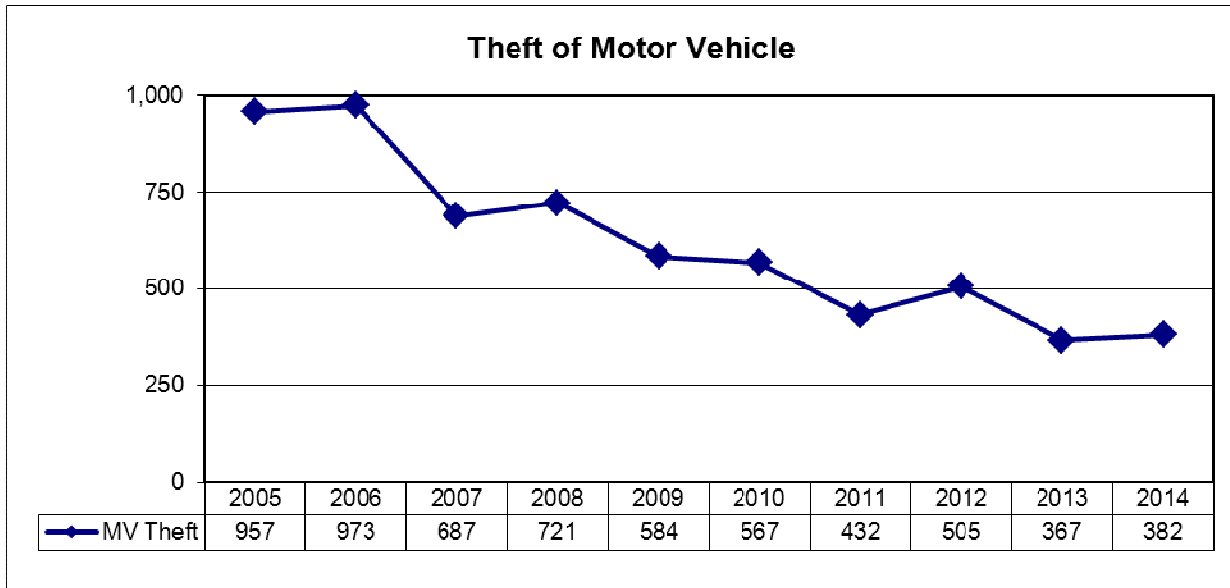


### *Crimes Against Property*

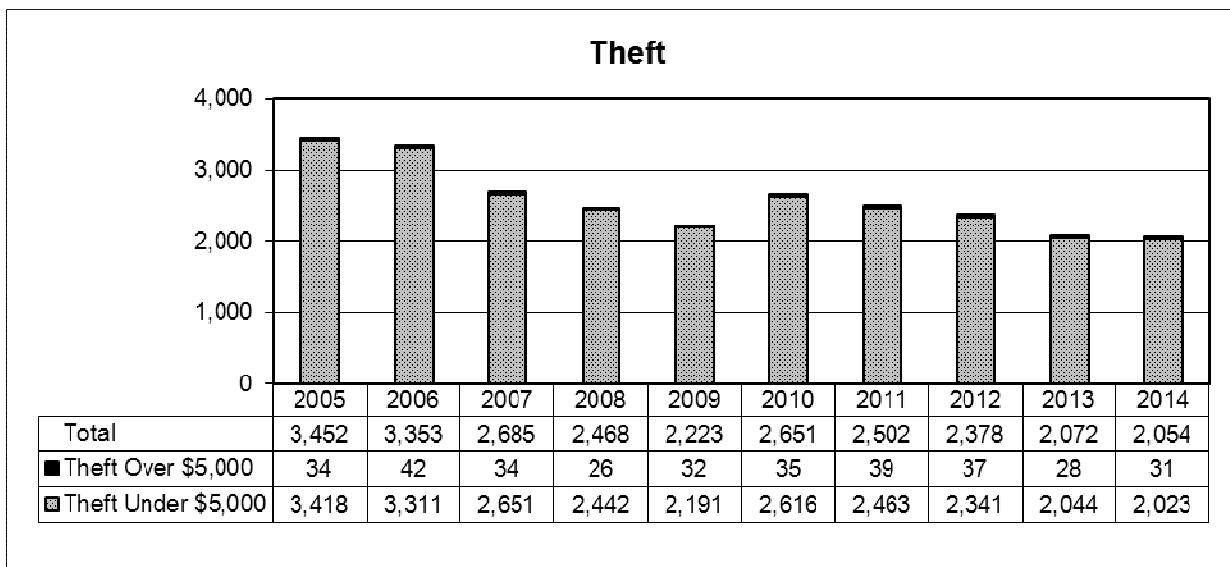
There were 3.4% fewer reported Crimes Against Property at mid-year 2014 than at mid-year 2013 and 46.6% (3,966) fewer than at mid-year 2005.



There were 4.1% more Motor Vehicles Thefts than at mid-year 2013 but 60.1% fewer than at mid-year 2005.

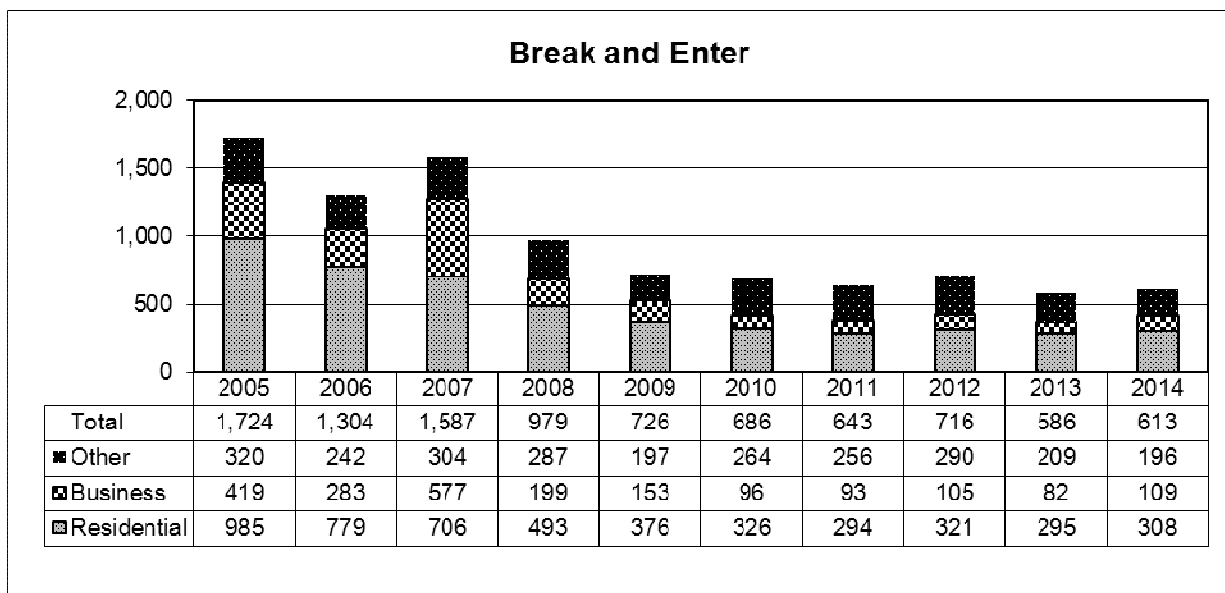


Theft<sup>5</sup> comprised over one-quarter of Total Crime in Regina in the first half of 2014. Theft was at a ten-year low with 0.9% fewer than at mid-year 2013 and 40.5% fewer than at mid-year 2005. Less than 2% of Thefts involved property valued at more than \$5,000. Almost 40% of the reported Theft offences were Theft from Auto.

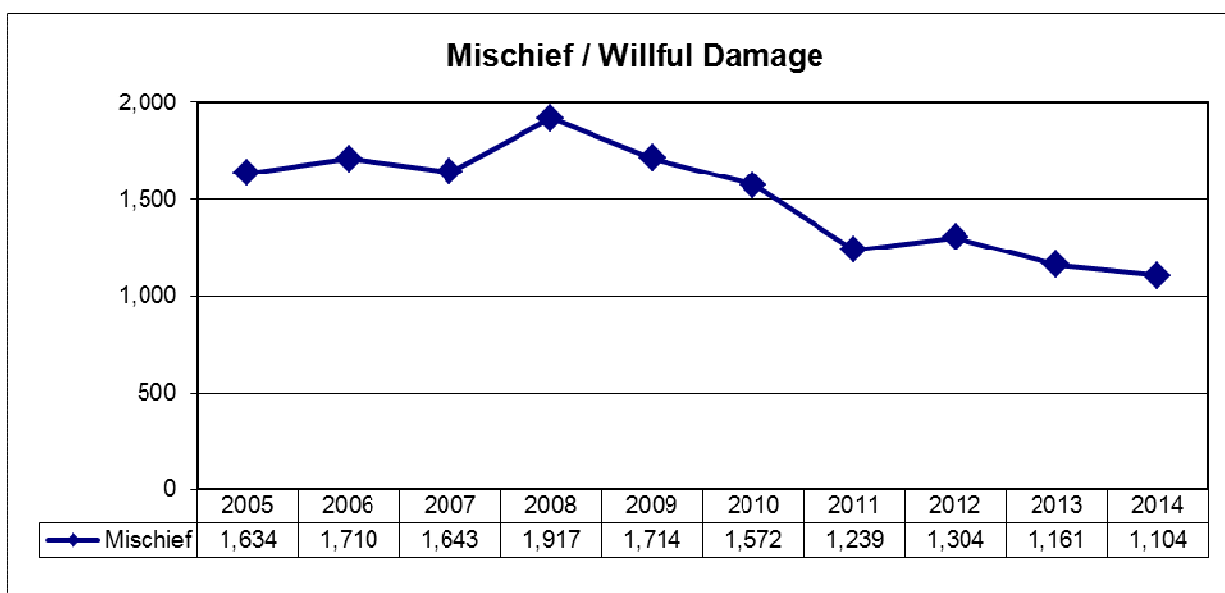


There were 4.6% more reported Break and Enters than at mid-year 2013 but 64.4% fewer than at mid-year 2005.

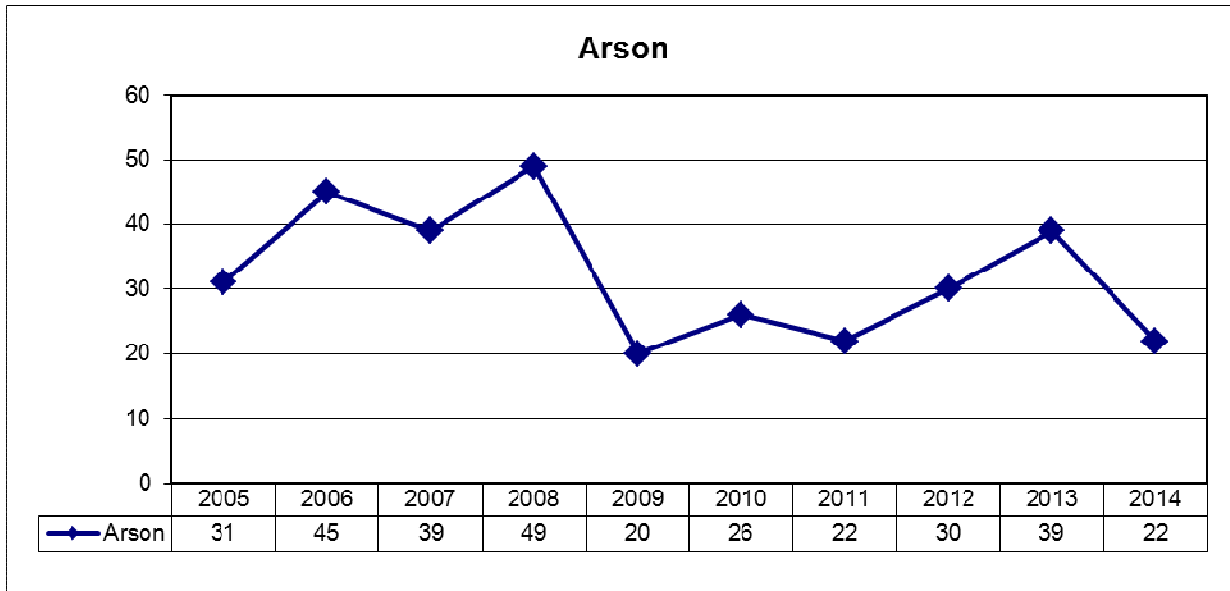
<sup>5</sup> The category Theft includes: theft, shoplifting, and theft from motor vehicle. The category does not include theft of motor vehicle.



Mischief / Willful Damage reported occurrences at mid-year 2014 were a ten-year low, with 4.9% fewer reported than at mid-year 2013 and 32.4% fewer than at mid-year 2005. The City of Regina and the Regina Police Service encourage public reporting of graffiti, a form of Mischief. The Regina Police Service also implemented a Graffiti Coordinator position in 2011 to increase investigative capacity. One-fifth of the reported Mischief occurrences so far in 2014 were graffiti.

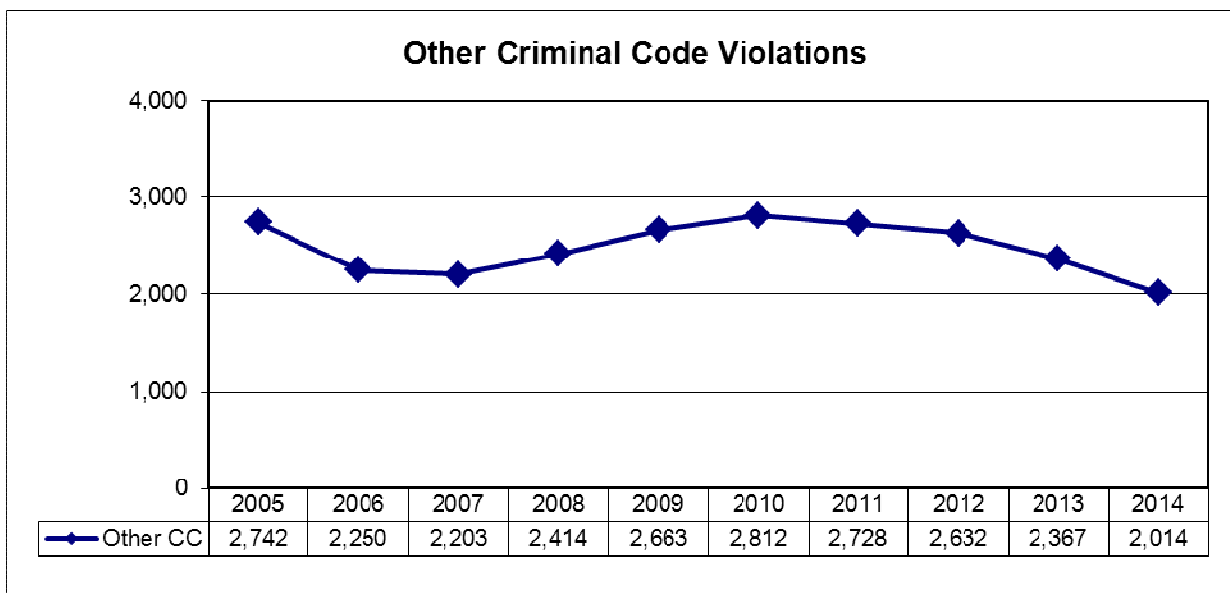


The twenty-two reported Arson incidents at mid-year 2014 was lower than the ten-year mean average ( $\bar{x} = 32.3$ ).



### *Other Criminal Code Violations*

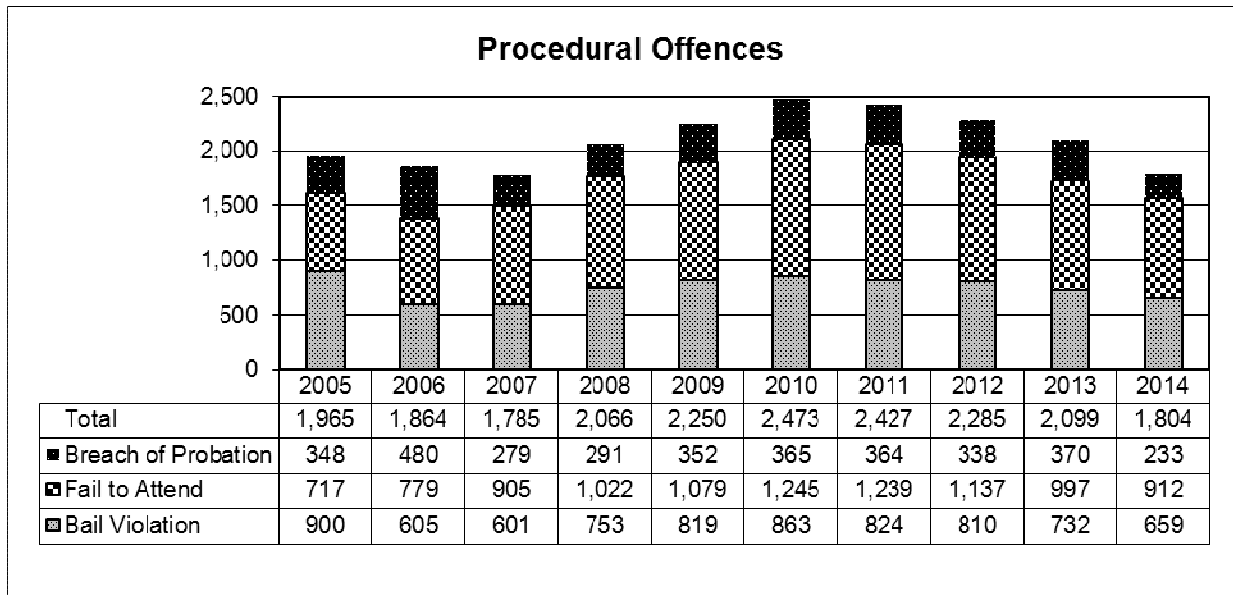
There were 14.9% fewer Other Criminal Code violations<sup>6</sup> at mid-year 2014 than at mid-year 2013 and 26.5% fewer than at mid-year 2005. Some reports falling under Other Criminal Code violations – such as procedural (or administration of justice) offences and prostitution charges – are partially generated through police initiatives and projects.



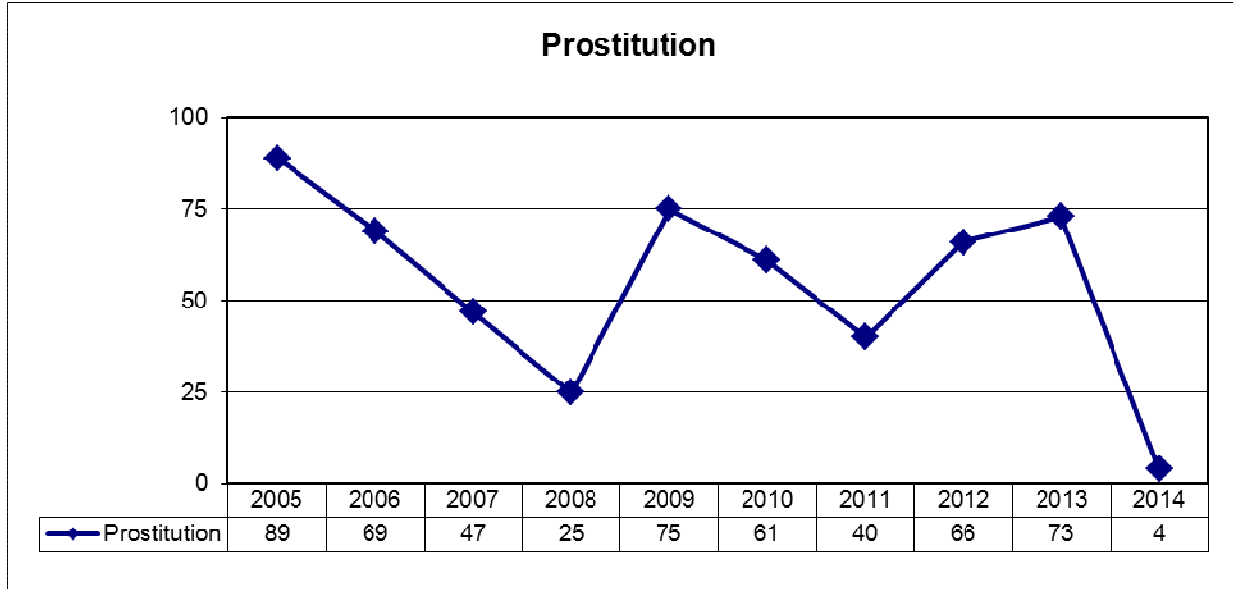
<sup>6</sup> The crime category Other Criminal Code Violations includes: procedural violations, offensive weapons violations, prostitution, counterfeiting currency, and gaming and betting.



There were 14.1% fewer Procedural Offences than at mid-year 2013 and 8.2% fewer than at mid-year 2005. Procedural Offences make up a large portion of Other Criminal Code violations. Breach of Probation, Fail to Attend Court, and Bail Violations combined to account for 89.6% of all Other Criminal Code violations in the first half of 2014.

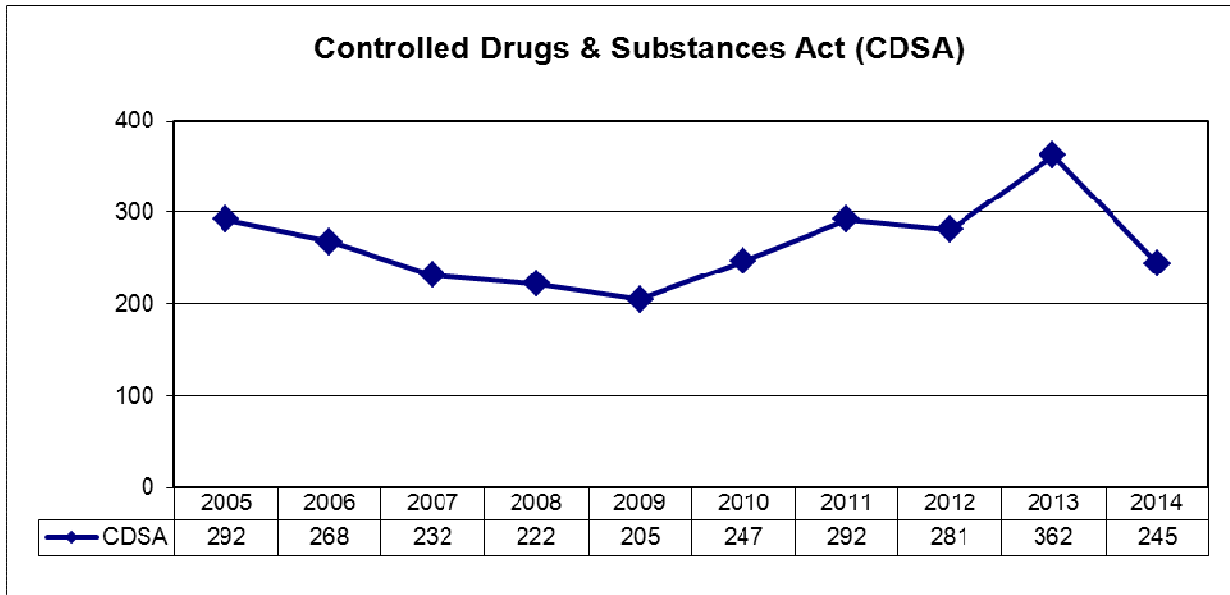


The four occurrences of Prostitution at mid-year 2014 were far below the ten-year mean average ( $\bar{x} = 54.9$ ).

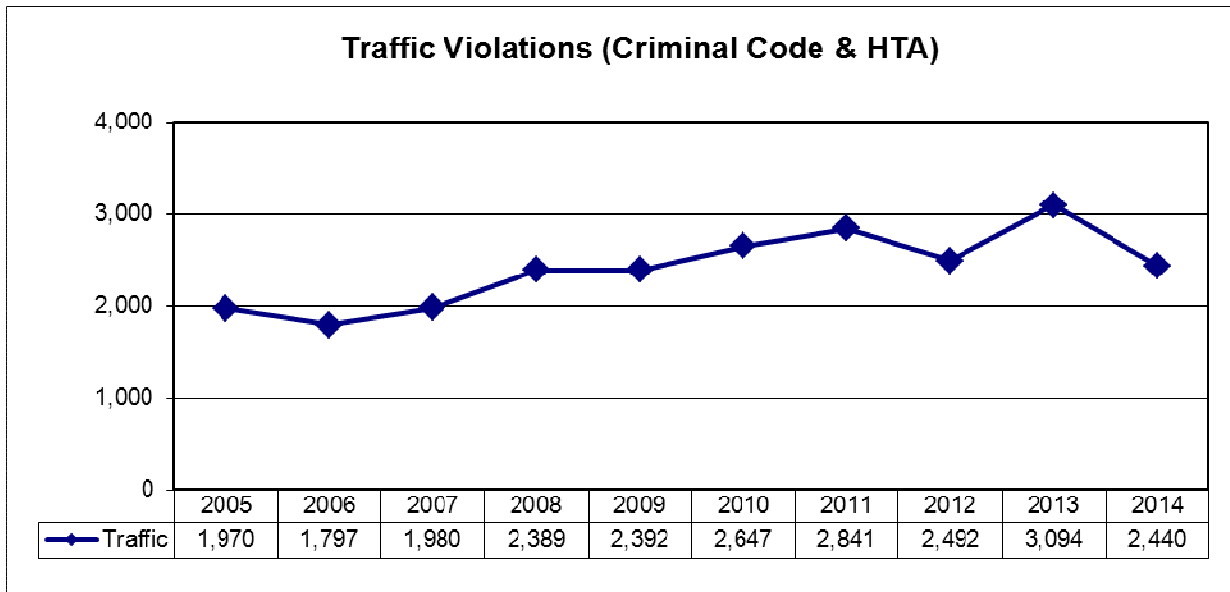


#### *Controlled Drugs & Substances Act (CDSA) and Traffic Violations*

There were 32.3% fewer CDSA occurrences than at mid-year 2013 and 16.1% fewer than at mid-year 2005.

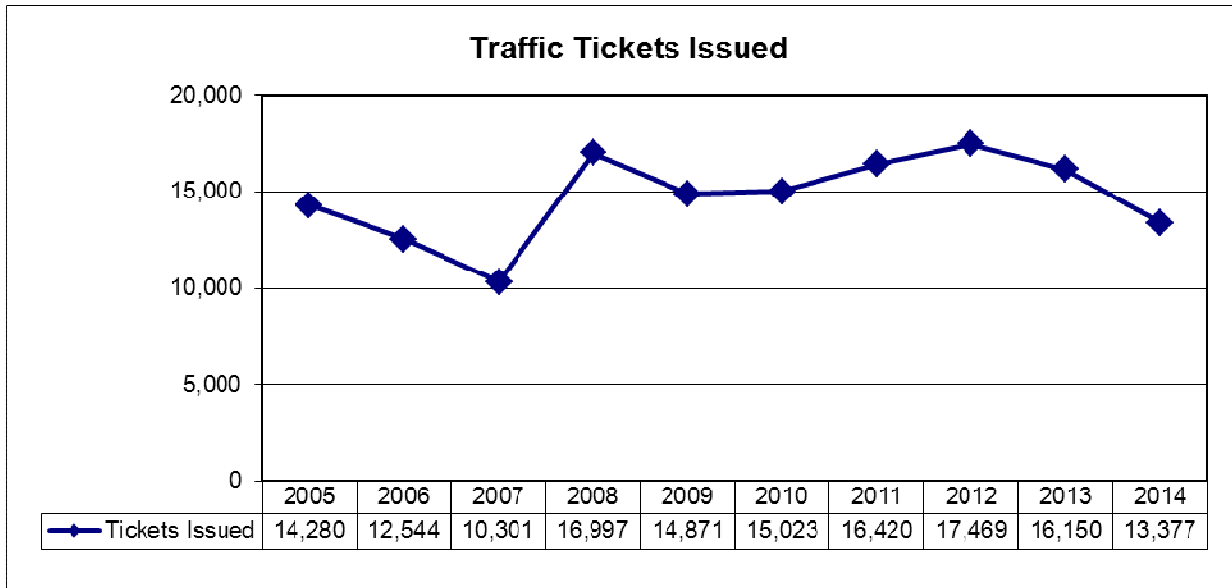


Total Traffic Violations decreased by 21.1% compared to mid-year 2013 but increased by 23.9% compared to mid-year 2005. The number of Traffic Violations is partially generated through traffic initiatives and projects. Report Impaired Drivers (RID) and Enforcement Overdrive are two examples of collaborative programs that address impaired driving.



There were 17.2% fewer traffic tickets issued<sup>7</sup> than at mid-year 2013 and 6.3% fewer than at mid-year 2005.

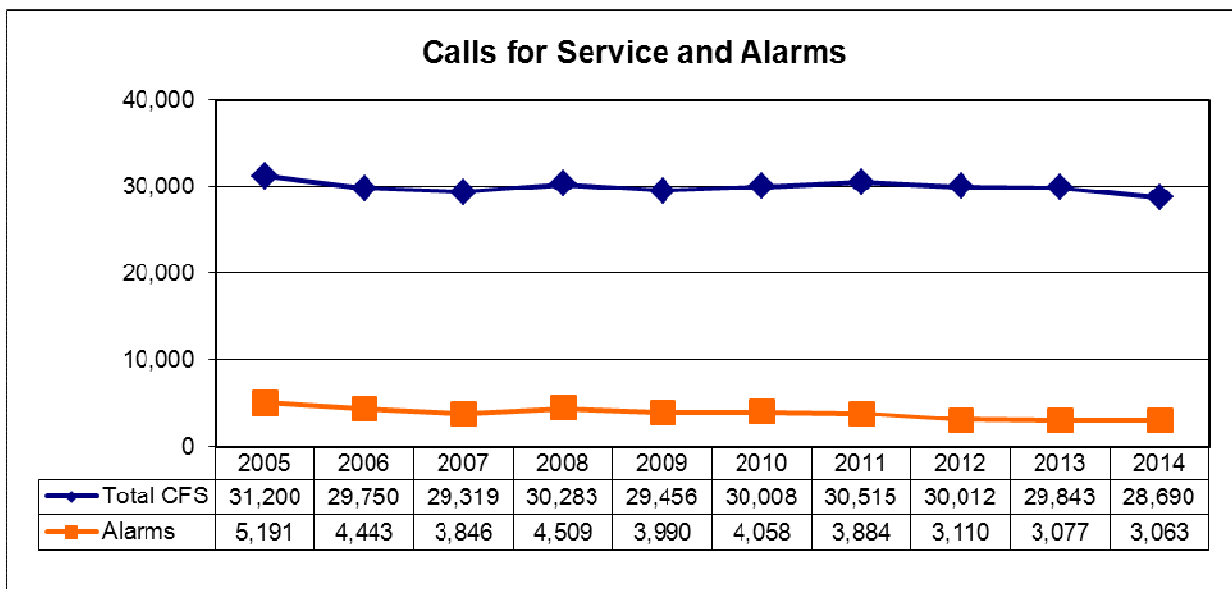
<sup>7</sup> Included are traffic stops and red light camera tickets.



*Calls for Service*

There were 3.9% fewer Calls for Service than at mid-year 2013 and 8.0% fewer than at mid-year 2005.

There were 0.5% fewer Alarm calls than at mid-year 2013 and 41.0% fewer than in 2005. Legislation regarding responsible alarm use was brought into force after the peak in 2005.



SUMMARY

Crime in Regina continues to decline, with 39.9% fewer crimes reported in the first half of 2014 than in the first half of 2005. Furthermore, Crimes Against the Person, Crimes Against Property, and Other Criminal Code violations were all ten-year lows.

#### RECOMMENDATIONS IMPLICATIONS

##### Financial Implications

None with respect to this report.

##### Environmental Implications

None with respect to this report.

##### Strategic Implications

None with respect to this report.

##### Other Implications

None with respect to this report.

#### COMMUNICATIONS

None with respect to this report.

#### DELEGATED AUTHORITY

The disposition of this report is within the authority of the Crime Prevention Advisory Committee.

Respectfully submitted,

A handwritten signature in black ink, appearing to read "Troy Hagen". The signature is fluid and cursive, with a large initial "T" and "H".

Troy Hagen,  
Chief of Police