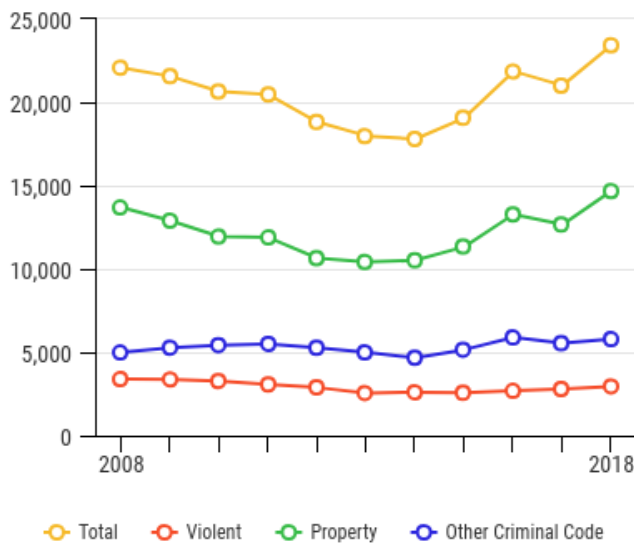


Appendix B

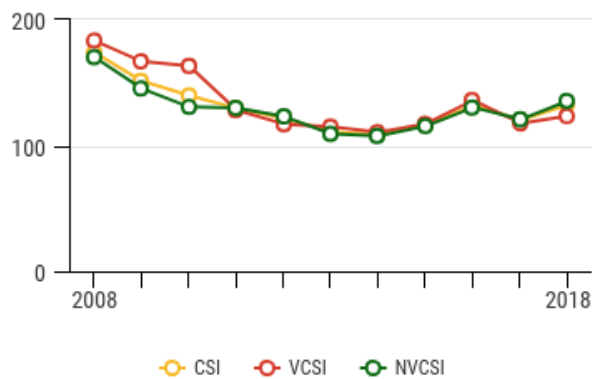


our progress in review.

Criminal Code Violations



Crime Severity Index

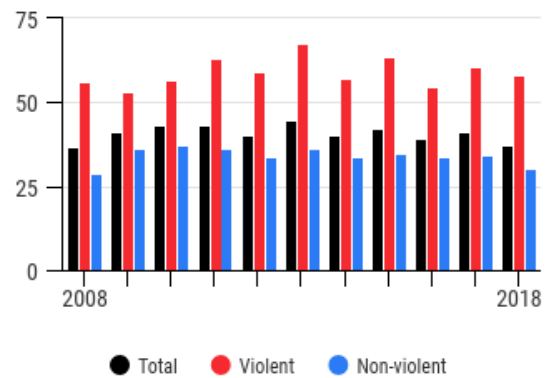


Crime in Regina

The Crime Rate has decreased by 14% over the last ten years, and has increased by 5% compared to the previous year, 2017.

The Crime Severity Index (CSI) has decreased by 24% over the last ten years, and has increased by 10% over the last year, 2017. The Violent Crime Severity (VCSI) has decreased by 33% over the last ten years, and has increased 5% over the last year. The Non-violent Crime Severity (NVCSI) has decreased by 20% over the last ten years, and increased 12% compared to last year.

Weighted Clearance Rates



Total weighted clearance rate: + 2% (10 years)
- 9% (1 year)

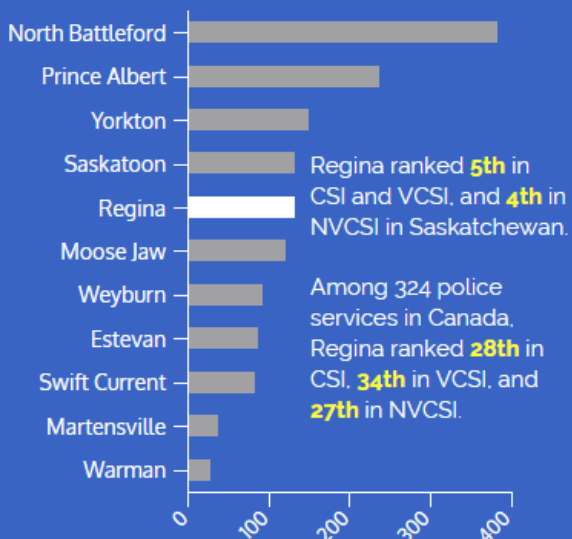
Violent weighted clearance rate: + 4% (10 years)
- 4% (1 year)

Non-violent weighted clearance rate: + 6% (10 years)
- 11% (1 year)

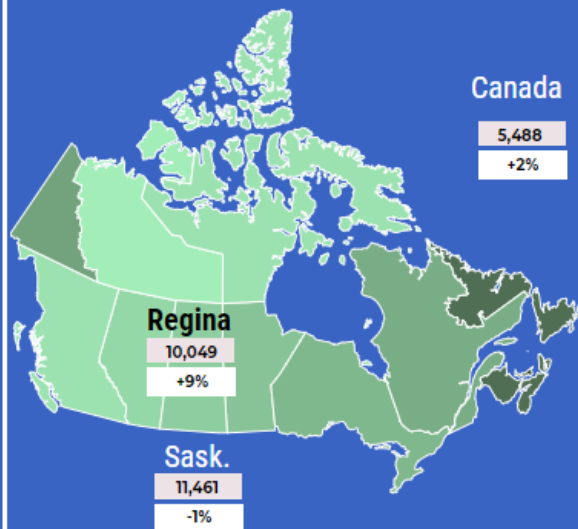


How does the City of Regina compare?

2018 CSI SK Breakdown



2018 Crime Rate Breakdown



Regina Police Service by the Numbers

The Regina Police Service continuously looks to improve its service delivery and measures its performance through established performance indicators. These indicators provide internal accountability to the Board of Police Commissioners and external accountability to the citizens of Regina.

- Crime rates, crime severity index, and calls for service

There was an overall reduction of 14% in total crime rate and 24% in the Crime Severity Index from 2008 to 2018. Calls for service to the Regina Police Service have remained steady over the ten years although the nature of calls is changing. RPS began reporting on occurrences related to non-dispatched events such as occurrences taken by Front Desk, DEVR, Communications Centre, and Court Services, etc. in 2010. In 2010 there were 24,403 non-dispatched reports and in 2018 there were 28,607 reports for a ten-year increase of 17%.

