



CRIME PREVENTION ADVISORY COMMITTEE

**Monday, March 25, 2013
12:15 PM**

Larry Schneider Board Room, Main Floor, City Hall



Office of the City Clerk

Public Agenda
Crime Prevention Advisory Committee
Monday, March 25, 2013

Approval of Public Agenda

Adoption of Minutes

Administration Reports

CPAC13-3 CPAC13-3 Monthly Crime Statistics - December 2012

Recommendation

That this report be received and filed.

CPAC13-4 CPAC13-4 Monthly Crime Statistics - January 2013

Recommendation

That this report be received and filed.

CPAC13-5 CPAC13-5 Year End Crime Statistics Comparison 2003-2012

Recommendation

That this report be received and filed.

Communications

CPAC13-6 CPAC13-6 Review of the 2011-2012 Work Plan

Recommendation

That this communication be received and filed.

Adjournment

AT REGINA, SASKATCHEWAN, MONDAY, JANUARY 21, 2013

AT A MEETING OF THE CRIME PREVENTION ADVISORY
COMMITTEE
HELD IN PUBLIC SESSION

AT 12:15 PM

These are considered a draft rendering of the official minutes. Official minutes can be obtained through the Office of the City Clerk once approved.

Present: Collin Pullar, in the Chair
Mayor Michael Fougere
Chief of Police, Troy Hagen
Robert Arlint
Darren Boldt
Asfaw Debia
Joan Hrycyk
Anita Medl
Lyle Mosiondz
Ray Pitre
Michael Redenbach
Jan Turner

Regrets: Councillor Shawn Fraser
Bonnie Jackson
Chelsea Low
Reg Urbanowski

Also in Attendance: Committee Assistant, Mavis Torres
Coordinator, Social Development, Janice Solomon

APPOINTMENT OF CHAIRPERSON

The Secretary called the meeting to order and following nomination procedures for the position of Chairperson, Collin Pullar was declared Chairperson of the Crime Prevention Advisory Committee for 2013.

(Collin Pullar took the Chair.)

APPOINTMENT OF VICE-CHAIRPERSON

Following nomination procedures for the position of Vice-Chairperson, Bonnie Jackson was declared Vice-Chairperson of the Crime Prevention Advisory Committee for 2013.

APPROVAL OF PUBLIC AGENDA

Anita Medl moved, AND IT WAS RESOLVED, that the agenda for this meeting be approved, as submitted.

ADOPTION OF MINUTES

Jan Turner moved, AND IT WAS RESOLVED, that the minutes for the meeting held on March 19, 2012 be adopted, as circulated.

TABLED REPORTS

CPAC12-10 Monthly Crime Statistics - April 2012

Recommendation

That this report be received and filed.

CPAC12-11 Monthly Crime Statistics - May 2012

Recommendation

That this report be received and filed.

CPAC12-12 Monthly Crime Statistics - June 2012

Recommendation

That this report be received and filed.

CPAC12-13 Monthly Crime Statistics - July 2012

Recommendation

That this report be received and filed.

CPAC12-14 Monthly Crime Statistics - August 2012

Recommendation

That this report be received and filed.

CPAC12-15 Monthly Crime Statistics - September 2012

Recommendation

That this report be received and filed.

CPAC12-16 Monthly Crime Statistics - October 2012

Recommendation

That this report be received and filed.

CPAC13-1 Monthly Crime Statistics - November

Recommendation

That this report be received and filed.

Anita Medl moved, AND IT WAS RESOLVED, that reports CPAC12-10 to CPAC12-16 and CPAC13-1 be received and filed.

CPAC12-17 Consideration of Meeting Dates and Times for 2013

Recommendation

1. That the 2013 meetings of the Crime Prevention Advisory Committee be held at 12:15 p.m. on the following dates:
January 21 (previously approved) September 16
March 25 December 9
May 27
2. For 2014, the first meeting of the Crime Prevention Advisory Committee be held on Monday, January 20 at 12:15 p.m.

Anita Medl moved, AND IT WAS RESOLVED, that the recommendation contained in the report be concurred in.

CPAC12-19 Review of the 2011-2012 Work Plan

Recommendation

That this report be received and filed.

Anita Medl moved, AND IT WAS RESOLVED, that this communication be received and filed.

COMMUNICATIONS

CPAC13-2 Committee Structure Review

Recommendation

That this communication be received and filed.

Jan Turner moved, AND IT WAS RESOLVED, that this communication be received and filed.

ADJOURNMENT

Darren Boldt moved, AND IT WAS RESOLVED, that the meeting adjourn.

The meeting adjourned at 1:15 p.m.

Chairperson

Secretary

March 25, 2013

To: Members,
Crime Prevention Advisory Committee

Re: Monthly Crime Statistics – December 2012

RECOMMENDATION

Receive and file.

CONCLUSION

The crime statistics for the month of December 2012 reflect a decrease in Crimes Against the Person of (-4.7%) compared to December 2011, while Crimes Against Property show a (-9.7%) decrease compared to December 2011. Crimes Against the Person and Crimes Against Property show a combined year-to-date reduction of (-8.7%).

BACKGROUND

Each month, reports providing statistics for the City of Regina are provided to the Crime Prevention Advisory Committee for their review and information. This report will provide statistics for the month of December 2012.

DISCUSSION

Crimes Against Property reflect a decrease of (-1130) reported incidents over 2011, for an overall year-to-date decrease of (-9.7%). We have seen a decrease of (-801) reported incidents of Theft Under \$5000 for a (-14.9%) decrease. There are (-134) fewer reported incidents of Mischief / Wilful Damage for a (-5%) decrease.

Thefts of Auto rates have increased by 1 incident for an overall increase of 0.1 % in our year-to-date statistics. The Regina Police Service in conjunction with its partners in the Stolen Auto Strategy continues to pay constant attention to this issue.

Crimes Against the Person reflect a year-to-date decrease of (-143) fewer incidents over December 2011, for a (-4.7%) decrease. There were 12 reported Robberies in December for a year-to-date decrease of (-49) incidents or a reduction of (-15.4%).

Overall the Regina Police Service has received (-1273) fewer reported incidents of Crimes Against the Person and Crimes Against Property combined in 2012 over 2011 incidents for an (-8.7%) decrease.

There were a total of 4458 dispatched calls for service in December for a year-to-date reduction of (-2.7%) and alarm calls for service show a year-to-date decrease of (-12.2%).

RECOMMENDATION IMPLICATIONS

Financial Implications

None with respect to this report.

Environmental Implications

None with respect to this report.

Strategic Implications

None with respect to this report.

Other Implications

None with respect to this report.

COMMUNICATIONS

None with respect to this report.

Respectfully submitted,

A handwritten signature in black ink, appearing to read "Troy Hagen", with a stylized flourish at the end.

Troy Hagen,
Chief of Police



Regina Police Service

Statistical Extract
Prepared-Jan 30/2013

December 2012

Offence	2012 Dec	2011 Dec	YTD 2012	YTD 2011	% Change
Crimes against the Person⁴					
Homicide	2	0	7	7	0.0
Attempt Murder	0	0	8	5	60.0
Sexual Assaults	11	4	138	113	22.1
Sexual Crime - Other	7	1	24	21	14.3
Assaults - Level I	105	93	1367	1394	-1.9
- Level II	44	38	601	600	0.2
- Level III	3	5	57	54	5.6
Other Assaults	3	4	60	56	7.1
Robbery	12	23	269	318	-15.4
Kidnapping / Forcible Confinement	0	2	8	9	-11.1
Criminal Harassment / Stalking	1	4	25	49	-49.0
Total Above Violations	188	174	2564	2626	-2.4
Total Crimes Against the Person¹	220	199	2872	3015	-4.7
Crimes Against Property					
Arson	0	1	62	56	10.7
Break and Enter – Residence	37	81	684	767	-10.8
- Business	6	25	195	237	-17.7
- Other	28	50	543	571	-4.9
Total Break and Enter	71	156	1422	1575	-9.7
Theft of Motor Vehicle ²	74	98	1015	902	12.5
Theft Over \$5,000	11	3	90	194	-53.6
Theft Under \$5,000	288	390	4570	5371	-14.9
Mischief / Wilful Damage	139	162	2545	2679	-5.0
Total Above Violations	583	810	9704	10777	-10.0
Total Crimes Against Property¹	630	880	10537	11667	-9.7
Total Crimes (Person and Property)	850	1079	13409	14682	-8.7
Other Criminal Code Violations					
Criminal Prostitution	3	19	118	115	2.6
Vehicles Seized / Prostitution Related	0	5	10	12	-16.7
Controlled Drug & Substances Act	43	39	577	579	-0.3
Criminal Code Traffic Violations					
Impaired / Exceed	64	53	581	598	-2.8
Dangerous Drive & Other	403	367	4603	5362	-14.2
Other Traffic Violations					
Traffic Tickets Issued ³	1208	1789	33202	32576	1.9
Alarm Calls for Service	530	468	6684	7616	-12.2
Calls for Service (Comm Centre)	4458	4625	61893	63616	-2.7
Other Calls for Service (Reports taken-no dispatch)	1725	1925	24031	25761	-6.7
Total Calls for Service	6183	6550	85924	89377	-3.9

Note 1: Total included categories not listed above

Note 2: Included "Completed" and "Attempted" –Vehicle Theft

Note 3: Excluded "Inspection Tickets" and "24 Hour, 30 Day and 90 Day Suspensions"

Note 4: Counts all the victims of Violent Violations not the Incidents

** Calls For Service are the total number of CAD events generated for police response. CFS totals include CAD events with type code 900 to 963 whether they are dispatched or not.

** Alarms are all CAD events created for police response to alarms defined by the Regina False Alarm Bylaw. Alarm totals are included in Calls for Service totals.



Regina Police Service

December, 2012

Appendix 2
Traffic

	2012 Dec	2011 Dec	2012 YTD	2011 YTD	YTD % Change
Tickets Issued					
Traffic Offence Tickets	1107	1700	31681	31151	1.7
Non-traffic Offence Tickets*	101	89	1521	1425	6.7
Total Tickets	1208	1789	33202	32576	1.9

Cell Phone Charges and Warnings					
Cell Phone Charges (241.1)	61	67	619	750	-17.5
Warning Tickets (for use of cell phone)	2	0	12	12	0.0

Total Warning Tickets	38	83	1293	1296	-0.2
------------------------------	-----------	-----------	-------------	-------------	-------------

	2012 Dec	2011 Dec	2012 YTD	2011 YTD	YTD % Change
RID Program					
Total RID Phone Calls Received	89	91	1083	1528	-29.1
RID interception occurrence	10	7	121	129	-6.2
RID Other immediate Contact**	9	4	92	35	162.9
RID Letters	41	47	441	712	-38.1
Percentage of calls with Interventions	67.4%	63.7%	60.4%	57.3%	

<i>RID dispatches(with/without intercept)</i>	<i>58</i>	<i>na</i>	<i>695</i>	<i>na</i>	<i>na</i>
---	-----------	-----------	------------	-----------	-----------

RID Interception Outcomes***					
RID Impaired Occurrences	3	2	31	46	-32.6
RID Other Occurrences	7	5	74	81	-8.6
RID Impaired Charges	6	4	58	88	-34.1
RID Other Charges	1	2	51	76	-32.9
RID 24 hr, 30 day suspensions	2	na	41	na	na
RID Total Charges and Sanctions	9	6	150	164	na

*Non-traffic tickets incl. tickets under the Alcohol and Gaming Regulations Act and Municipal Bylaw excluding Municipal Bylaw speeding

**Other contact means the officer has spoken to the driver or owner and the call is unfounded or no related occurrence

***Occurrences are generally an event occurring at the same place and time. Multiple charges can result from a single occurrence

Note: Traffic Offence Tickets for 2012 do not include red light camera tickets for the months of November and December
Red Light Camera tickets are included in 2011 Traffic Offence Tickets



Regina Police Service

December 2012

Appendix 1

Prepared-Jan 31, 2013

Offence	Reported	Unfounded	Actual	YTD 2012	YTD 2011	% Change
1610 0005 Robbery - Taxi	0	0	0	9	9	0.0
1610 0006 Robbery - Street	10	0	10	181	173	4.6
1610 0001 Robbery - Pursesnatching	0	0	0	7	18	-61.1
1610 0003 Robbery - Financial Institution	0	0	0	0	4	-100.0
1610 0004 Robbery - Delivery Person	0	0	0	2	2	0.0
1610 0002 Robbery - Commercial	1	0	1	46	63	-27.0
1610 Robbery	1	0	1	39	59	-33.9
Total Above Violations	12	0	12	284	328	-13.4

Community Crime Report

Regina Police Service

Date Run: 2013/02/01 04:13:55

From: 2012/12/01

To: 2012/12/31

Crime Classes	Al Ritchie	Albert Park	Argyle Park	Boothill	Cathedral	Centre Square	Core Group	Coronation Park	Dewdney East	Dieppe	Eastview	Gardiner Park	Gladmer Park	Hillsdale	Lakeview	Market Square	McNab	Mount Royal	Normanview	Normanview West	North Central	North East	Prairie View	Regent Park	Rosemont	Ross Industrial	Rural	Sherwood Estates	Twin Lakes	University Park	Unverified Address	Uplands	Walsh Acres	Warehouse District	Wascana Park	Whitmore Park	Total	
Assault	13	9	1	0	4	3	10	3	7	4	1	2	1	5	7	4	1	2	0	0	45	8	0	2	1	1	1	0	1	4	1	3	2	2	1	1	1	150
B&E (Business)	0	1	0	0	1	0	0	0	1	0	4	2	0	0	0	0	0	0	0	0	0	0	0	0	0	0	0	0	0	0	0	0	0	0	0	0	9	
B&E (Garage)	0	0	0	0	1	0	1	0	1	0	1	0	0	1	3	0	0	0	0	0	3	0	0	0	5	0	0	1	0	0	0	1	0	0	0	0	18	
B&E (Other)	0	1	0	0	0	0	0	0	2	0	1	0	0	1	0	0	0	0	0	1	0	0	0	0	0	1	0	0	0	0	0	0	0	2	1	10		
B&E (Residence)	1	2	0	0	0	1	2	1	0	0	3	1	0	3	1	0	0	0	0	1	13	5	0	1	0	0	0	0	0	1	0	2	1	0	0	0	39	
Controlled Drugs	3	1	0	0	3	0	5	6	1	0	1	0	0	1	3	4	0	1	0	0	7	4	0	0	1	0	0	0	0	0	1	0	5	2	1	0	50	
Crimes Against Property(2150 -2166)	2	2	0	0	2	3	2	2	4	0	2	3	1	2	1	6	0	0	0	0	10	2	1	0	1	1	1	0	1	0	1	0	1	2	0	1	53	
Dangerous Operation	0	0	0	0	0	0	0	0	0	1	0	0	0	0	0	1	0	0	0	0	5	0	0	0	0	0	0	0	0	0	0	0	0	0	0	7		
Deprivation of Freedom	0	0	0	0	0	0	0	0	0	0	0	0	0	1	0	0	0	0	0	0	0	0	0	0	0	0	0	0	0	0	0	0	0	0	0	1		
HWY Traffic Violation	9	25	10	0	10	7	13	17	15	0	10	15	4	13	8	16	3	0	3	5	41	11	1	6	8	7	0	2	3	5	39	1	7	10	2	1	327	
Impaired Operation	6	1	0	0	6	1	4	3	7	0	2	0	0	3	3	3	2	0	1	0	17	2	1	1	3	1	0	0	1	0	3	1	0	7	1	0	80	
Municipal ByLaws	0	2	0	0	0	0	0	0	0	1	0	0	0	0	0	1	0	0	0	0	0	0	0	0	0	0	0	0	0	0	0	0	0	0	0	4		
Offensive Weapons	0	0	0	0	0	0	1	1	0	0	0	0	0	0	0	1	0	0	0	0	3	1	0	0	0	0	0	0	0	2	0	0	0	0	0	9		
Other Crminal Code Traffic	4	3	1	1	9	1	3	1	12	0	4	3	1	4	3	6	2	0	1	1	12	3	0	2	2	0	0	0	0	1	1	0	0	3	0	1	85	
Other Federal Statute Violations	0	0	0	0	2	0	13	0	1	0	0	0	0	0	0	3	0	0	0	0	6	0	0	0	0	0	0	0	0	0	0	1	0	0	0	27		

The crime classes are taken from the UCR so the results are contingent on the UCR reports have been completed for the time period specified.

Show Non Reportable Incidents: No

Show Unfounded Incidents: No

Show Unverified Incidents: No

Community Crime Report Regina Police Service

Date Run: 2013/02/01 04:13:55

From: 2012/12/01

To: 2012/12/31

Crime Classes	Al Ritchie	Albert Park	Argyle Park	Boothill	Cathedral	Centre Square	Core Group	Coronation Park	Dewdney East	Dieppe	Eastview	Gardiner Park	Gladmer Park	Hillsdale	Lakeview	Market Square	McNab	Mount Royal	Normanview	Normanview West	North Central	North East	Prairie View	Regent Park	Rosemont	Ross Industrial	Rural	Sherwood Estates	Twin Lakes	University Park	Unverified Address	Uplands	Walsh Acres	Warehouse District	Wascana Park	Whitmore Park	Total	
Other Theft Over	1	1	0	0	0	0	1	0	0	0	1	0	0	0	1	0	1	0	0	0	0	0	0	0	0	0	0	0	0	0	1	0	0	1	0	0	8	
Other Theft Under	3	2	1	0	2	3	8	4	19	0	5	13	3	4	4	6	0	0	1	1	20	15	0	0	1	1	0	0	0	5	4	8	0	0	2	2	0	137
OtherCrimina ICode (A)	6	13	3	0	4	5	45	7	1	1	1	4	3	5	3	213	0	0	0	1	32	8	0	1	1	1	0	1	3	1	2	1	2	1	0	371		
OtherCrimina ICode (B)	0	0	0	0	0	0	0	2	0	0	0	0	0	0	1	1	0	0	0	0	1	2	0	0	0	0	0	0	0	2	0	0	2	1	0	12		
Property Damage	6	8	1	0	5	8	15	4	7	0	2	2	3	4	2	23	0	0	0	5	27	6	1	1	3	0	0	0	2	0	5	0	7	5	1	0	153	
Prostitution	0	0	0	0	0	0	1	0	0	0	0	0	0	0	0	0	0	0	0	0	2	0	0	0	0	0	0	0	0	0	0	0	0	0	0	3		
Provincial Statutes	8	8	2	1	7	5	74	6	10	0	3	4	5	1	2	124	3	2	1	2	39	6	0	0	3	1	0	0	4	1	4	1	1	3	1	0	332	
Sexual Assault	0	0	0	0	0	1	1	1	4	0	0	1	1	1	0	0	0	0	0	0	0	3	0	0	0	0	0	0	0	0	3	0	0	0	0	0	16	
Shoplift Under	0	3	2	0	4	1	2	1	3	0	0	29	0	1	0	10	0	0	0	0	0	7	0	0	0	1	0	0	2	0	1	0	4	6	0	0	77	
Special Inq (8510-8665)	32	32	11	3	25	9	103	35	34	4	12	24	10	22	20	34	9	4	4	6	167	35	10	7	24	4	0	8	13	7	144	8	20	7	6	4	897	
Special Inq (8670-8814)	23	40	5	7	47	6	44	30	47	2	15	26	4	15	30	42	13	4	7	12	101	34	5	16	20	30	1	5	5	14	30	10	21	42	12	10	775	
Theft From Auto Over	0	0	0	0	0	0	0	0	0	0	0	1	0	0	0	0	0	0	0	0	0	0	0	0	0	0	0	0	1	0	0	0	0	0	0	3		
Theft From Auto Under	4	12	1	0	1	0	6	4	13	0	4	5	0	2	5	5	0	0	0	2	12	2	0	1	6	0	0	0	2	2	7	0	1	1	0	0	98	
Theft of Motor Vehicle V.A, VT	2	2	0	0	2	1	6	7	4	0	5	4	0	1	2	4	0	0	0	0	9	6	0	1	2	2	0	0	1	2	0	0	2	3	0	0	68	
Theft of Other Vehicle VM, VO	1	0	0	0	0	0	0	0	4	0	0	2	0	0	0	0	0	0	0	0	0	0	0	0	0	0	0	0	0	0	0	0	0	0	0	7		

Community Crime Report

Regina Police Service

Date Run: 2013/02/01 04:13:55

From: 2012/12/01

To: 2012/12/31

Crime Classes	Violation Causing Death	Violence/Threat	Total
Al Ritchie	0	2	126
Albert Park	0	1	169
Argyle Park	0	0	38
Boothill	0	0	12
Cathedral	0	3	138
Centre Square	0	1	56
Core Group	0	7	367
Coronation Park	0	2	137
Dewdney East	0	2	199
Dieppe	0	0	13
Eastview	0	1	78
Gardiner Park	0	0	141
Gladmer Park	0	0	36
Hillsdale	0	1	91
Lakeview	0	2	101
Market Square	0	3	510
McNab	0	0	34
Mount Royal	0	0	13
Normanview	0	1	19
Normanview West	0	0	36
North Central	2	9	584
North East	0	3	163
Prairie View	0	0	19
Regent Park	0	0	39
Rosemont	0	0	81
Ross Industrial	0	0	51
Rural	0	0	1
Sherwood Estates	0	0	20
Twin Lakes	0	1	47
University Park	0	0	44
Unverified Address	0	1	253
Uplands	0	1	28
Walsh Acres	0	4	82
Warehouse District	0	1	99
Wascana Park	0	0	30
Whitmore Park	0	0	20
Total	2	47	3875

3 / 3 Note: This report includes all violations, not just the Most Serious Violation.

The crime classes are taken from the UCR so the results are contingent on the UCR reports have been completed for the time period specified.

Show Non Reportable Incidents: No

Show Unfounded Incidents: No

Show Unverified Incidents: No

March 25, 2013

To: Members,
Crime Prevention Advisory Committee

Re: Monthly Crime Statistics – January 2013

RECOMMENDATION

Receive and file.

CONCLUSION

The crime statistics for the month of January 2013 reflect a decrease in Crimes against the Person of (-15.6%) compared to January 2012, while Crimes against Property show a (-21.6%) decrease compared to January 2012. Crimes against the Person and Crimes against property show a combined year to date reduction of (-20.2%).

BACKGROUND

Each month, reports providing statistics for the City of Regina are provided to the Crime Prevention Advisory Committee for their review and information. This report will provide statistics for the month of January 2013.

DISCUSSION

Crimes against property reflect a decrease of (-162) reported incidents over 2012, for an overall year to date decrease of (-21.6%) We have seen a decrease of (-23) reported incidents of theft under \$5,000 for a (-7.2%) decrease. There are (-31) fewer reported incidents of Mischief / Wilful Damage for a (-19.9%) decrease.

Thefts of Auto rates have decreased by (-13) incidents for an overall decrease of (-21.7%) in our year-to-date statistics. The Regina Police Service in conjunction with its partners in the Stolen Auto Strategy continues to pay constant attention to this issue.

Crimes against the Person reflect a year-to-date decrease of (-33) fewer incidents over January 2013 for a (-15.6%) decrease. There were 19 reported robberies in January for a year-to-date increase of 7 incidents or an increase of 58.3%.

Overall the Regina Police Service has received (-195) fewer reported incidents of Crimes Against the Person and Crimes Against Property combined in 2013 over 2012 incidents for a (-20.2%) decrease.

There were a total of 4,492 dispatched calls for service in January for a year-to-date reduction of (-3.6%) and alarm calls for service show a year-to-date increase of 2.2%.

RECOMMENDATION IMPLICATIONS

Financial Implications

None with respect to this report.

Environmental Implications

None with respect to this report.

Strategic Implications

None with respect to this report.

Other Implications

None with respect to this report.

COMMUNICATIONS

None with respect to this report.

Respectfully submitted,

A handwritten signature in black ink, appearing to read 'Troy Hagen', with a stylized flourish at the end.

Troy Hagen,
Chief of Police



Regina Police Service

Monthly Statistical Extract

Prepared
Feb 15, 2013

Jan 2013

Offence	2013 Jan	2012 Jan	YTD 2013	YTD 2012	% Change
Total Crimes Against the Person ¹	179	212	179	212	-15.6
Homicide	1	1	1	1	0.0
Attempt Murder	0	0	0	0	0.0
Sexual Assaults	10	8	10	8	25.0
Sexual Crime - Other	2	0	2	0	200.0
Assaults - Level I	82	100	82	100	-18.0
- Level II	36	46	36	46	-21.7
- Level III	1	7	1	7	-85.7
- Other Assaults	7	5	7	5	40.0
Robbery	19	12	19	12	58.3
Kidnapping / Forcible Confinement	1	0	1	0	100.0
Criminal Harassment / Stalking	0	2	0	2	-100.0
Total Above Person Violations	159	181	159	181	-12.2

Total Crimes Against Property ¹	589	751	589	751	-21.6
Arson	2	1	2	1	100.0
Total Break and Enter	58	127	58	127	-54.3
- Residence	31	70	31	70	-55.7
- Business	13	18	13	18	-27.8
- Other	14	39	14	39	-64.1
Theft of Motor Vehicle ²	47	60	47	60	-21.7
Theft Over \$5,000	3	6	3	6	-50.0
Theft Under \$5,000	297	320	297	320	-7.2
Mischief / Wilful Damage	125	156	125	156	-19.9
Total Above Property Violations	532	670	532	670	-20.6

Total Crimes (Person and Property)	768	963	768	963	-20.2
---	------------	------------	------------	------------	--------------

Other Criminal Code Violations					
Criminal Prostitution	5	14	5	14	-64.3
Vehicles Seized / Prostitution Related	0	0	0	0	0.0
Controlled Drug & Substances Act	42	42	42	42	0.0
Criminal Code Traffic					
Impaired / Exceed	41	39	41	39	5.1
Dangerous Drive & Other	427	372	427	372	14.8
Traffic Tickets Issued ³	1478	2567	1478	2567	-42.4

Calls for Service (Comm Centre)	4492	4660	4492	4660	-3.6
Alarm Calls for Service	567	555	567	555	2.2
Other Calls for Service (Reports taken-no dispatch)	1875	1759	1875	1759	6.6
Total Calls for Service	6367	6419	6367	6419	-0.8

Note 1: Total included categories not listed below and counts all the victims of violent violations rather than occurrences

Note 2: Included "Completed" and "Attempted" -Vehicle Theft

Note 3: Excluded "Inspection Tickets" and "24 Hour, 30Day and 90 Day Suspensions"

** Calls For Service are the total number of CAD events generated for police response. CFS totals include CAD events with type code 900 to 963 whether they are dispatched or not.

** Alarms are all CAD events created for police response to alarms defined by the Regina False Alarm Bylaw. Alarm totals are included in Calls for Service totals.



Regina Police Service

January, 2013

Appendix 2
Traffic

	2013 Jan	2012 Jan	2013 YTD	2012 YTD	YTD % Change
Tickets Issued					
Traffic Offence Tickets	1478	2567	1478	2567	-42.4
Non-traffic Offence Tickets*	90	97	90	97	-7.2
Total Tickets	1568	2664	1568	2664	-41.1

Cell Phone Charges and Warnings					
Cell Phone Charges (241.1)	65	67	65	67	-3.0
Warning Tickets (for use of cell phone)	0	0	0	0	0.0

Total Warning Tickets	219	378	219	378	-42.1
------------------------------	------------	------------	------------	------------	--------------

	2013 Jan	2012 Jan	2013 YTD	2012 YTD	YTD % Change
RID Program					
Total RID Phone Calls Received	41	na	41	na	na
RID interception occurrence	10	3	10	3	233.3
RID Other immediate Contact**	1	6	1	6	-83.3
RID Letters	24	20	24	20	20.0
Percentage of calls with Interventions	85.4%	na	85.4%	na	na

<i>RID dispatches(with/without intercept)</i>	<i>41</i>	<i>na</i>	<i>41</i>	<i>na</i>	<i>na</i>
---	-----------	-----------	-----------	-----------	-----------

RID Interception Outcomes***					
RID Impaired Occurrences	4	0	4	0	400.0
RID Other Occurrences	6	0	6	0	600.0
RID Impaired Charges	8	0	8	0	800.0
RID Other Charges	8	0	8	0	800.0
RID 24 hr, 30 day suspensions	1	na	1	na	na
RID Total Charges and Sanctions	17	0	17	0	na

*Non-traffic tickets incl. tickets under the Alcohol and Gaming Regulations Act and Municipal Bylaw excluding Municipal Bylaw speeding

**Other contact means the officer has spoken to the driver or owner and the call is unfounded or no related occurrence

***Occurrences are generally an event occurring at the same place and time. Multiple charges can result from a single occurrence



Regina Police Service

January 2013

Appendix 1

Prepared-Feb 15, 2013

Offence	Reported	Unfounded	Actual	YTD 2013	YTD 2012	% Change
Robbery	4	0	4	4	1	300.0
Robbery - Pursesnatching	1	0	1	1	1	0.0
Robbery - Commercial	4	0	4	4	7	-42.9
Robbery - Financial Institution	0	0	0	0	0	0.0
Robbery - Delivery Person	0	0	0	0	0	0.0
Robbery - Taxi	0	0	0	0	2	-100.0
Robbery - Street	13	1	12	12	4	200.0
Total Above Violations	22	1	21	21	15	40.0

Community Crime Report Regina Police Service

Date Run: 2013/02/20 07:19:49

From: 2013/01/01

To: 2013/01/31

Crime Classes	Al Ritchie	Albert Park	Argyle Park	Boothill	Cathedral	Centre Square	Core Group	Coronation Park	Dewdney East	Dieppe	Eastview	Gardiner Park	Gladmer Park	Hillsdale	Lakeview	Market Square	McNab	Mount Royal	Normanview	Normanview West	North Central	North East	Prairie View	Regent Park	Rosemont	Ross Industrial	Rural	Sherwood Estates	Twin Lakes	University Park	Unverified Address	Uplands	Walsh Acres	Warehouse District	Wascana Park	Whitmore Park	Total
Arson	1	0	0	0	0	0	0	0	1	0	0	0	0	0	0	0	0	0	0	0	0	0	0	0	0	0	0	0	0	0	0	0	0	0	0	2	
Assault	7	6	1	1	5	3	15	4	2	0	2	4	1	3	0	1	1	5	2	2	32	7	0	1	3	0	0	1	0	1	3	2	3	4	2	0	124
B&E (Business)	0	0	1	0	1	2	2	1	0	0	0	3	0	0	0	0	0	0	0	0	1	0	0	0	0	2	0	0	0	0	0	0	0	0	0	13	
B&E (Garage)	2	0	0	0	2	0	0	0	1	0	1	0	0	0	1	0	0	0	0	5	1	0	0	0	0	0	0	0	0	0	0	0	0	0	0	13	
B&E (Other)	0	1	0	0	0	0	0	0	1	0	1	0	0	0	0	0	0	0	0	0	0	0	0	0	0	1	0	0	0	0	0	0	0	0	4		
B&E (Residence)	3	0	0	1	4	3	3	0	1	0	2	1	0	0	1	0	0	0	0	0	7	2	0	0	1	0	0	0	0	0	0	0	1	0	0	30	
Controlled Drugs	3	1	0	0	2	0	3	2	0	0	0	6	0	1	1	1	0	0	3	3	11	1	0	0	3	0	0	0	0	0	0	0	0	1	1	0	43
Crimes Against Property(2150 -2166)	0	4	0	0	1	1	4	1	3	1	0	8	1	1	1	4	0	1	2	1	5	7	0	0	1	1	0	1	0	5	5	0	0	1	0	1	61
Dangerous Operation	1	0	0	0	0	0	1	0	0	0	0	0	0	1	0	0	0	1	0	1	2	0	0	0	1	0	1	0	0	0	0	0	0	0	0	9	
Deprivation of Freedom	0	0	0	0	0	0	0	1	0	0	0	0	0	0	0	0	0	0	0	0	0	0	0	0	1	0	0	0	0	0	0	0	0	0	0	2	
HWY Traffic Violation	9	30	3	1	13	9	19	12	14	1	5	27	6	12	9	16	3	1	2	8	64	15	3	5	6	8	0	2	4	2	38	3	7	7	8	2	374
Impaired Operation	5	0	1	0	3	0	0	3	3	0	0	2	0	0	2	2	0	0	0	0	12	2	0	0	3	2	0	0	0	0	0	0	0	7	1	0	48
Municipal ByLaws	0	0	0	0	0	1	1	0	0	0	0	0	0	0	0	0	0	0	0	0	0	0	0	0	0	0	0	0	0	0	1	0	0	0	3		
Offensive Weapons	0	3	0	0	0	0	0	0	0	0	0	2	0	0	0	0	1	0	0	0	1	0	0	1	0	0	0	0	0	0	0	0	0	0	0	8	
Other Criminal Code Traffic	1	1	0	0	9	2	8	2	6	0	2	3	0	0	2	2	0	1	2	1	9	1	0	1	2	1	0	1	0	0	3	1	0	0	0	0	61

Community Crime Report

Regina Police Service

Date Run: 2013/02/20 07:19:49

From: 2013/01/01

To: 2013/01/31

Crime Classes	Al Ritchie	Albert Park	Argyle Park	Boothill	Cathedral	Centre Square	Core Group	Coronation Park	Dewdney East	Dieppe	Eastview	Gardiner Park	Gladmer Park	Hillsdale	Lakeview	Market Square	McNab	Mount Royal	Normanview	Normanview West	North Central	North East	Prairie View	Regent Park	Rosemont	Ross Industrial	Rural	Sherwood Estates	Twin Lakes	University Park	Unverified Address	Uplands	Walsh Acres	Warehouse District	Wascana Park	Whitmore Park	Total	
Other Federal Statute Violations	1	0	0	0	0	0	4	0	1	0	0	1	0	0	0	2	0	0	0	0	0	1	0	0	0	0	0	0	0	0	1	0	0	0	0	0	11	
Other Theft Over	0	0	0	0	0	0	0	0	1	0	0	0	0	0	0	0	0	0	0	0	0	0	0	0	0	0	0	0	0	0	0	0	0	0	0	1		
Other Theft Under	5	6	2	0	5	5	7	5	19	2	3	12	1	3	2	7	0	1	0	0	10	6	0	0	0	0	2	0	0	1	3	8	0	4	6	3	0	128
OtherCrimina ICode (A)	2	4	0	0	4	1	27	3	3	1	3	6	0	2	1	211	1	0	0	1	15	10	0	1	1	1	1	0	0	1	1	1	0	3	0	0	307	
OtherCrimina ICode (B)	0	2	0	0	1	0	1	0	0	0	1	0	0	0	0	4	0	0	1	0	2	1	0	0	1	0	0	0	0	0	0	0	0	0	0	0	14	
Property Damage	9	5	0	0	3	2	10	5	5	1	2	4	0	3	0	6	0	3	1	1	28	5	1	4	3	0	0	0	2	1	0	6	2	9	7	2	0	130
Prostitution	0	0	0	0	0	0	0	1	0	0	0	0	0	0	0	0	0	0	0	4	0	0	0	0	0	0	0	0	0	0	0	0	0	0	0	0	5	
Provincial Statutes	2	1	0	0	3	2	36	2	2	1	1	1	4	1	3	190	0	0	1	1	15	1	0	0	0	0	0	0	1	1	0	1	0	2	3	1	0	276
Sexual Assault	0	1	0	0	1	0	5	0	1	0	0	0	0	0	0	0	0	0	0	3	0	0	0	0	0	0	0	0	0	1	0	1	0	1	0	14		
Shoplift Under	0	5	0	0	8	0	0	3	3	0	0	26	0	0	0	6	0	0	0	2	7	0	0	1	0	0	0	0	0	0	0	0	3	4	0	0	68	
Special Inq (8510-8665)	28	28	6	3	22	4	57	14	25	5	11	10	5	8	7	11	4	1	4	4	86	20	8	5	6	2	3	3	5	3	109	8	10	4	8	3	540	
Special Inq (8670-8814)	35	37	9	6	37	15	38	30	39	1	22	20	7	16	30	28	5	4	5	7	120	30	3	4	18	37	3	3	3	13	18	3	18	38	18	5	725	
Theft From Auto Over	0	0	0	0	0	0	0	0	0	0	0	0	0	1	0	0	0	0	0	0	0	0	0	0	0	0	0	0	0	0	1	0	0	0	0	2		
Theft From Auto Under	4	4	0	2	5	0	10	4	9	0	2	5	1	5	0	6	1	2	0	3	16	7	1	1	6	3	0	2	4	0	3	0	7	3	0	2	118	
Theft of Motor Vehicle V/A, VT	3	0	1	0	2	0	6	0	3	0	1	1	0	1	0	0	0	0	4	1	11	1	1	1	0	1	0	0	1	0	0	0	2	1	1	0	43	

2 / 3 Note: This report includes all violations, not just the Most Serious Violation.

The crime classes are taken from the UCR so the results are contingent on the UCR reports have been completed for the time period specified.

Show Non Reportable Incidents: No

Show Unfounded Incidents: No

Show Unverified Incidents: No

Community Crime Report Regina Police Service

Date Run: 2013/02/20 07:19:49

From: 2013/01/01

To: 2013/01/31

Total	4	1	38	0
Whitmore Park	0	0	0	13
Wascana Park	0	0	1	47
Warehouse District	0	0	0	89
Walsh Acres	0	0	0	69
Uplands	1	0	3	25
Unverified Address	0	0	2	199
University Park	0	0	0	29
Twin Lakes	0	0	2	23
Sherwood Estates	0	0	1	17
Rural	0	0	0	7
Ross Industrial	0	0	0	61
Rosemont	0	0	0	57
Regent Park	0	0	0	24
Prairie View	0	0	0	17
North East	0	0	1	126
North Central	0	1	10	472
Normanview West	0	0	0	34
Normanview	0	0	0	27
Mount Royal	0	0	0	20
McNab	0	0	1	17
Market Square	0	0	4	501
Lakeview	0	0	0	60
Hillsdale	0	0	0	58
Gladmer Park	0	0	0	26
Gardiner Park	1	0	0	143
Eastview	2	0	1	62
Dieppe	0	0	0	13
Dewdney East	0	0	0	143
Coronation Park	0	0	1	94
Core Group	0	0	3	260
Centre Square	0	0	0	50
Cathedral	0	0	1	132
Boothill	0	0	0	14
Argyle Park	0	0	0	24
Albert Park	0	0	6	145
Al Ritchie	0	0	1	122
Crime Classes	Theft of Other Vehicle VM, VO	Violation Causing Death	Violence/Threat	Total

3 / 3 Note: This report includes all violations, not just the Most Serious Violation.

The crime classes are taken from the UCR so the results are contingent on the UCR reports have been completed for the time period specified.

Show Non Reportable Incidents: No

Show Unfounded Incidents: No

Show Unverified Incidents: No

March 25, 2013

To: Members,
Crime Prevention Advisory Committee

Re: Year End Crime Statistics Comparison 2003-2012

RECOMMENDATION

Receive and file.

CONCLUSION

There were 18,594 police-reported crimes in Regina in 2012, which was 7.6% fewer than in 2011 and 35.0% fewer than in 2003 (excluding traffic and CDSA offences). This was Regina's lowest annual crime count over the last 10 years. The categories of Crimes Against Property and Crimes Against the Person were also ten year lows. More specifically, Assault, Robbery, Kidnapping/Forcible Confinement, Mischief/Willful Damage and Break and Enter occurrences were also ten year lows.

BACKGROUND

Twice each year, once at mid-year and once at year-end, the Regina Police Service provides an analysis of reported crime in Regina over the previous ten-year period. This report compares data compiled from January 1 to December 31 for the period of 2003 through 2012. The report is being forwarded to the Crime Prevention Advisory Committee for information purposes.

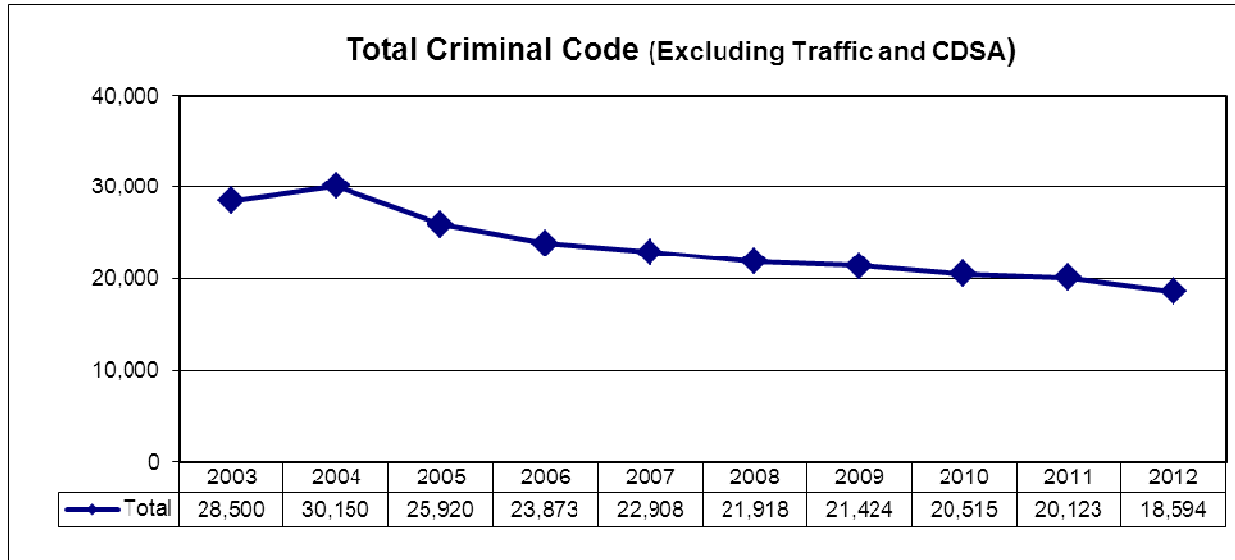
Measuring crime statistics over time is effective for identifying trends. Data is gathered in the same manner each year to ensure the analysis is reliable. Absolute crime counts, rather than crime rates or crime severity, are the basis of this analysis.

These statistics are not intended for comparison with other jurisdictions that may use different methodologies or have different reporting criteria.

DISCUSSION

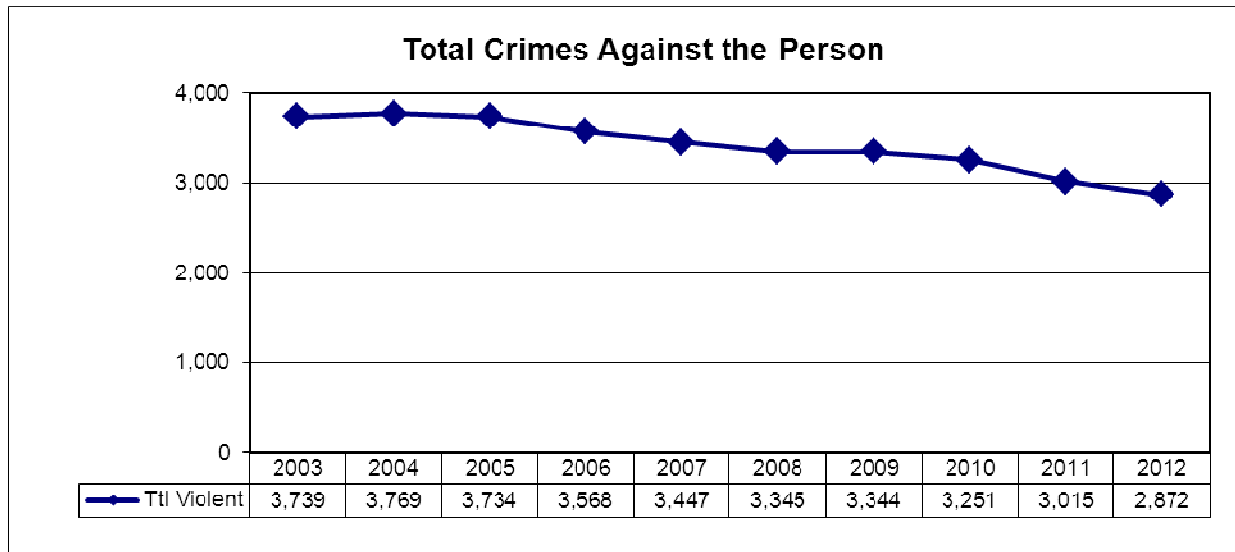
Total Crime¹

There was 7.6% less total reported crime in 2012 than in 2011 and 34.8% less than in 2003.



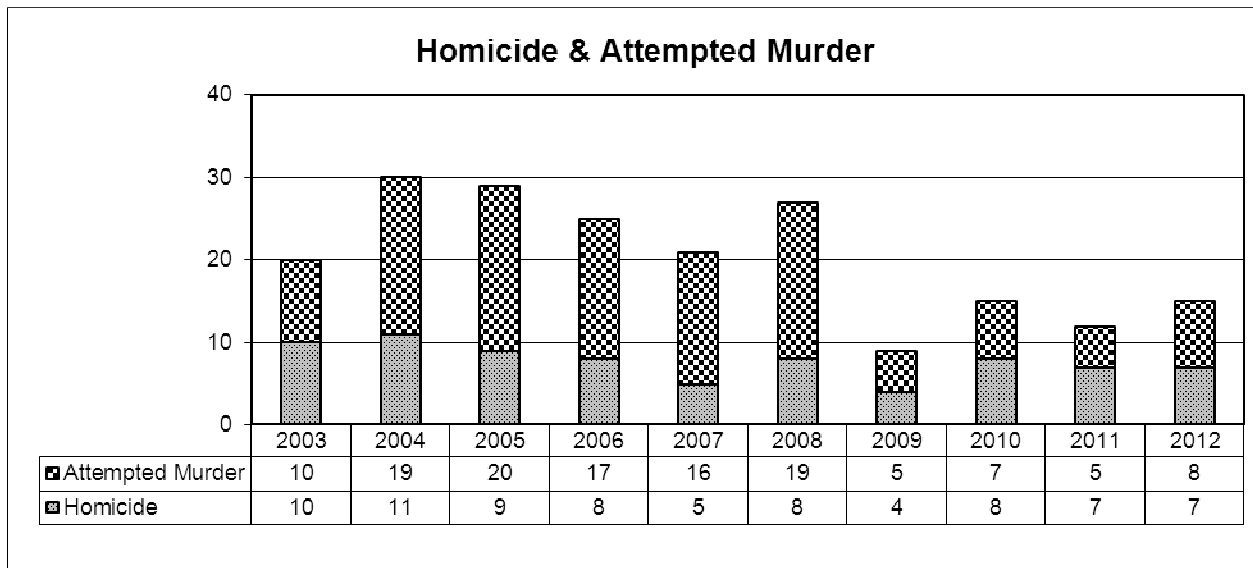
Crimes Against the Person

The total number of reported Crimes Against the Person decreased by 4.7% from 2011 and by 23.3% from 2003.

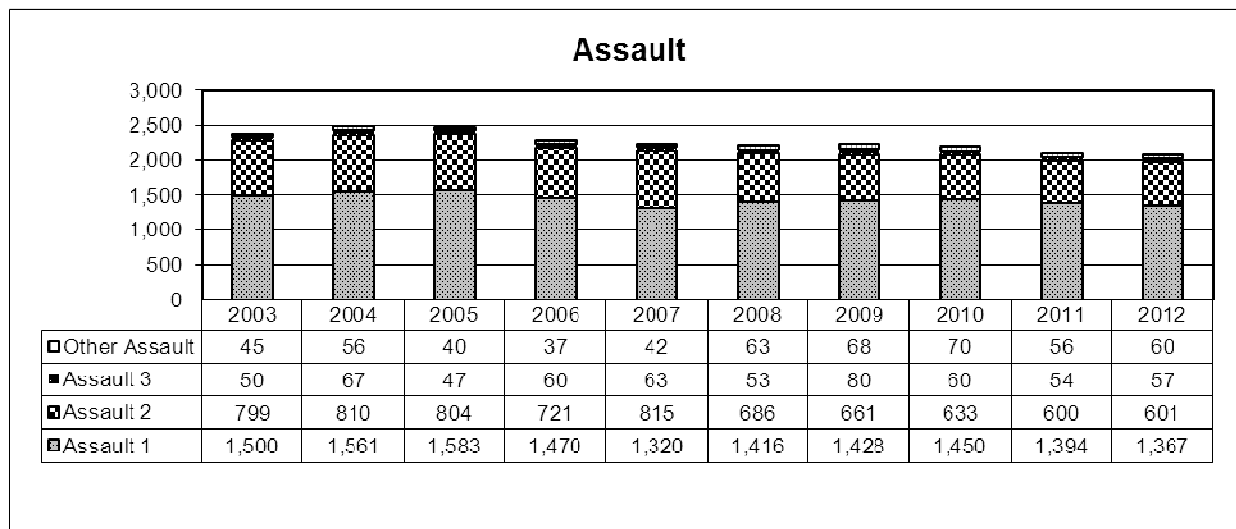


¹ Total reported crime includes Crimes Against the Person, Crimes Against Property, and Other Criminal Code Violations.

There were 7 Homicides and 8 Attempted Murders in 2012. The average number of Homicides per year over this ten-year period was 7.7 and the average number of attempted murders was 12.6.

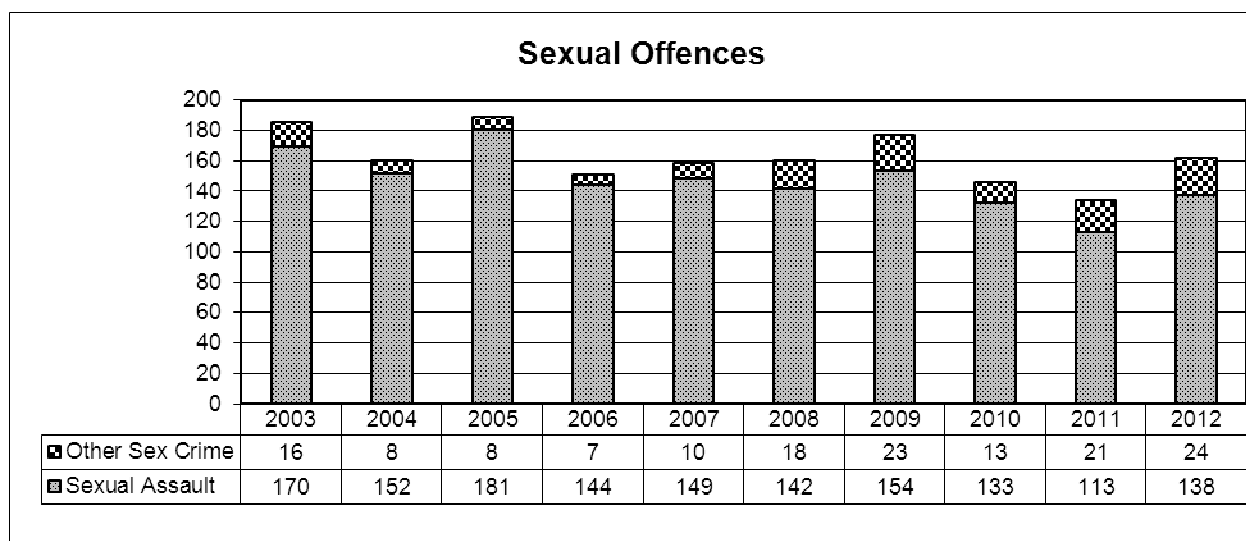


Total reported Assault² decreased by 0.9% from 2011 and by 12.9% from 2003.

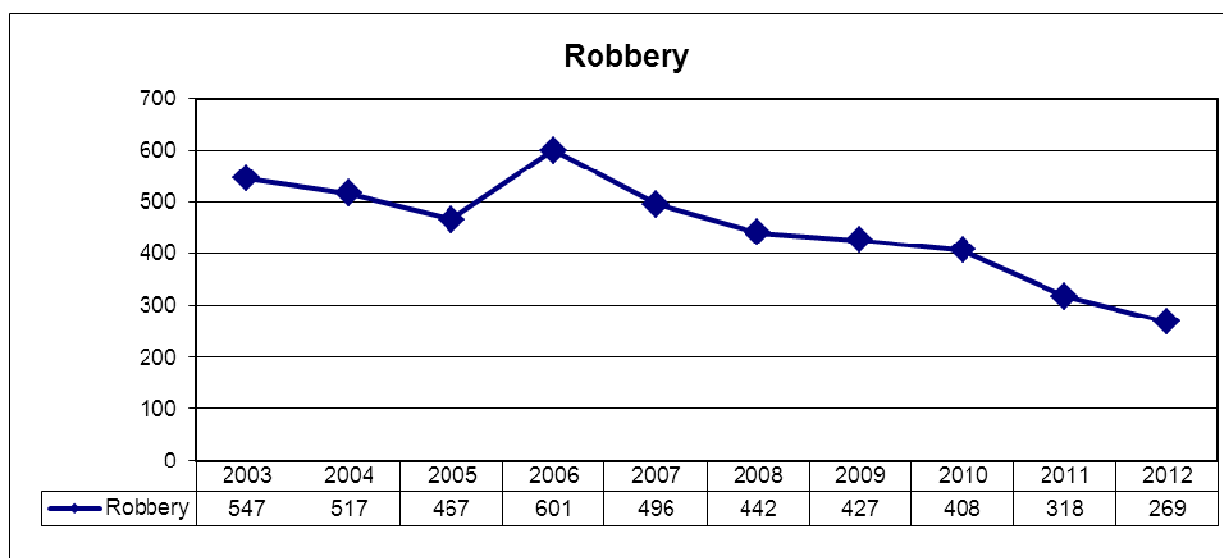


² Assault 1, or common assault, occurs when one person applies force or threatens to apply force to another person. This may include gestures, physical pushing or a threatening act and often results in little to no physical harm to the victim. Assault 2, or assault with a weapon or causing injury, occurs when there is an injury to the victim either caused by force of another person or the result of a weapon. Assault 3, or aggravated assault, is the most severe type of assault which causes serious injury to the victim that may endanger their life.

The total number of Sexual Offences increased by 20.9% compared to 2011. Sexual Assault³ increased by 22.1% from 2011 but decreased by 18.8% from 2003. Of note, the Regina Police Service partnered in a public sexual assault prevention campaign called “Don’t be that Guy” in Regina from July to September 2011. The goal of the campaign was to increase education about alcohol facilitated sexual assault and encourage victims to report these incidents to police.



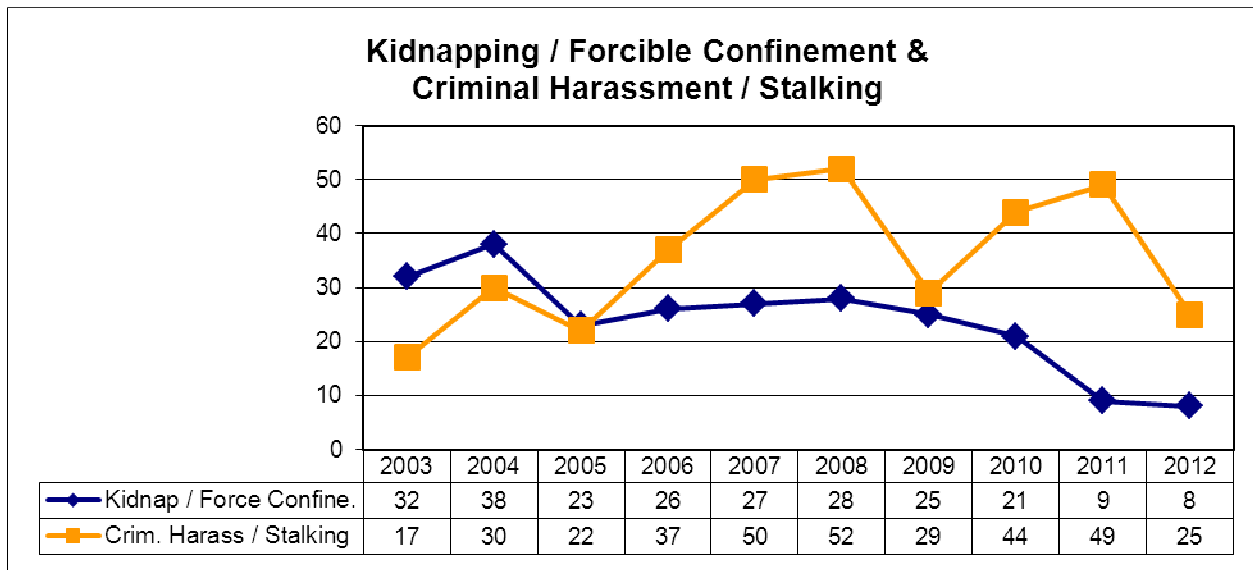
There was a 15.4% decrease in Robbery from 2011 and a 50.8% decrease from 2003. Reducing street robberies was identified as a focus in the 2011-2014 Strategic Plan. As a result, the Regina Police Service developed a Robbery strategy that came into effect January 2013.



³ The crime category Sexual Assault includes Sexual Assault, Sexual Assault with a Weapon, and Aggravated Sexual Assault.

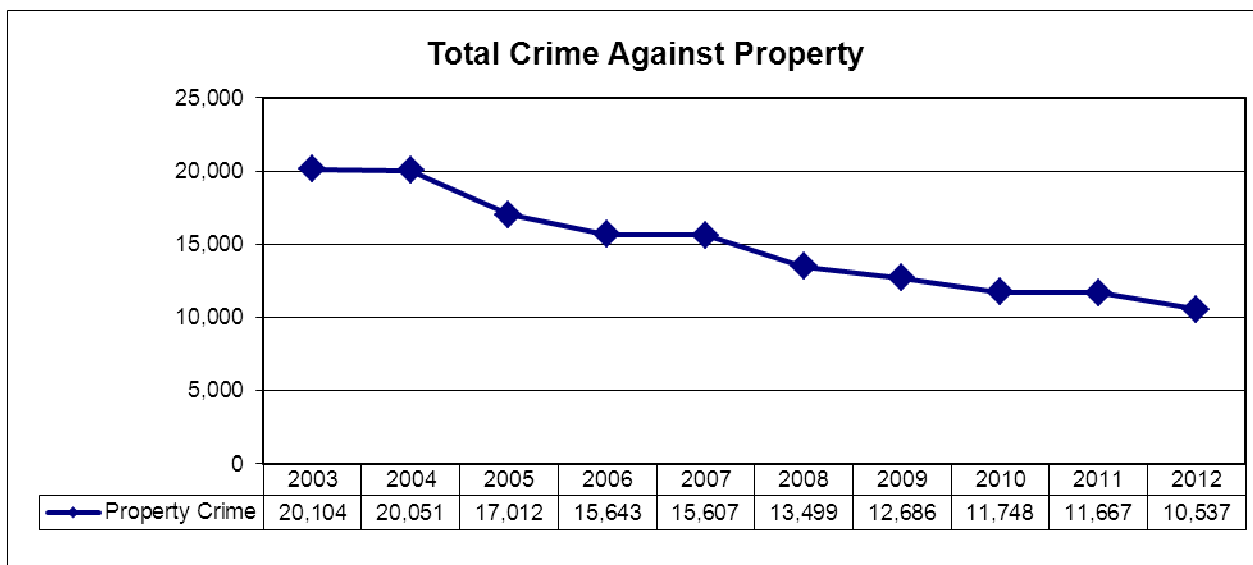
There were 8 occurrences of Kidnapping / Forcible Confinement in 2012 which was the lowest number over the last decade and well below the average of 23.7.

There were 25 occurrences of Criminal Harassment/Stalking in 2012 which was the lowest since 2005. When appropriate, the Domestic Violence Coordinator works with the victim and Family Services Regina to lay charges of Criminal Harassment / Stalking in attempts to protect victims from further abuse.

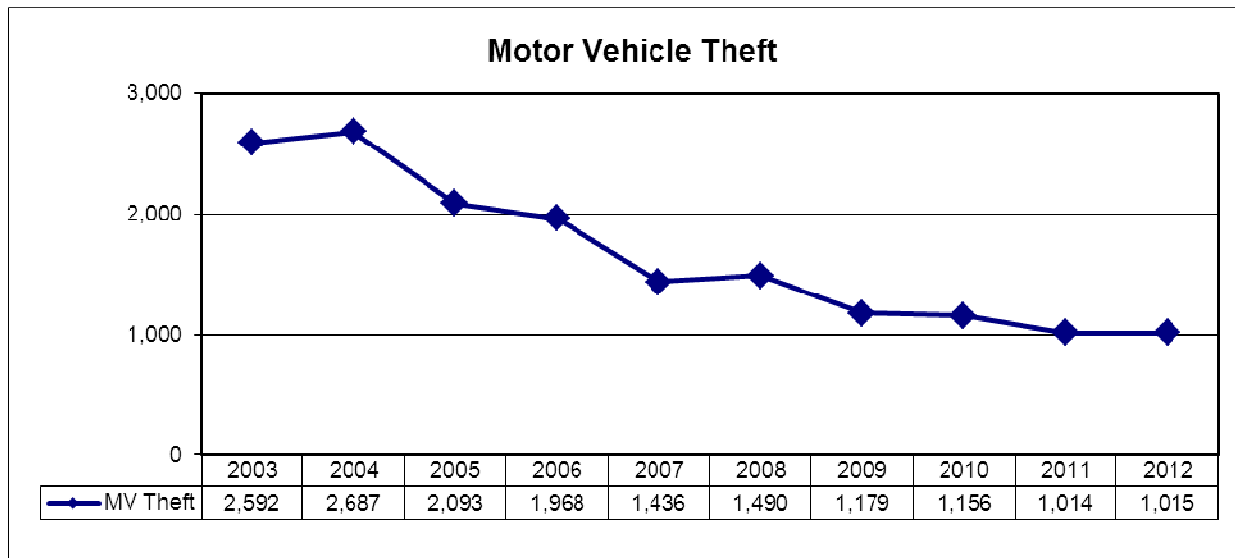


Crimes Against Property

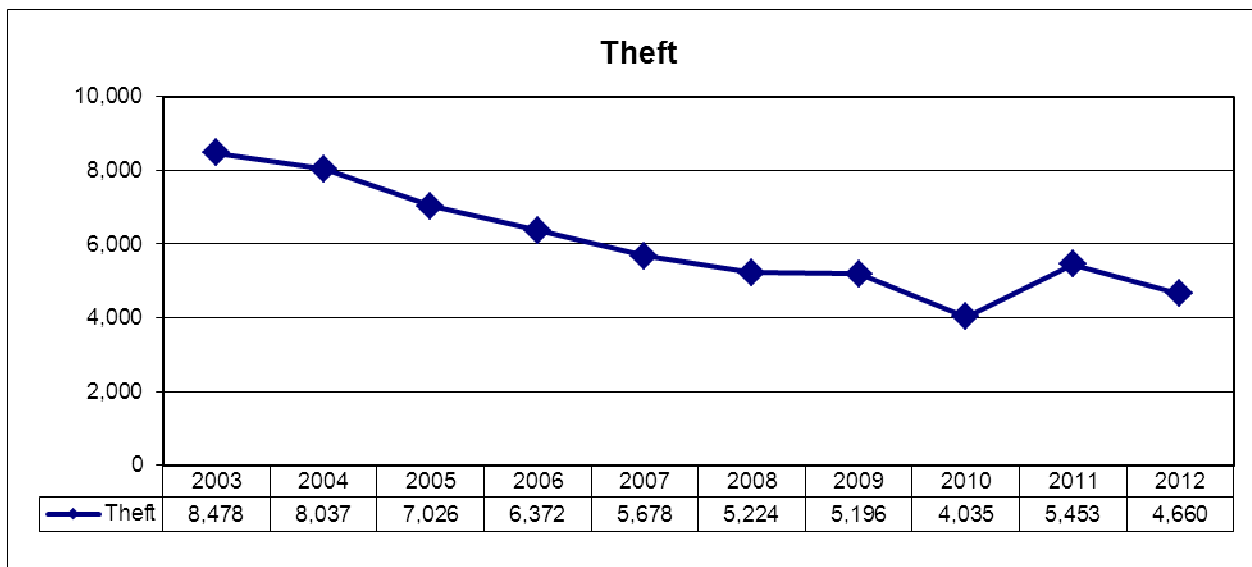
The number of reported Crimes Against Property decreased by 9.7% from 2011 and 47.6% from 2003.



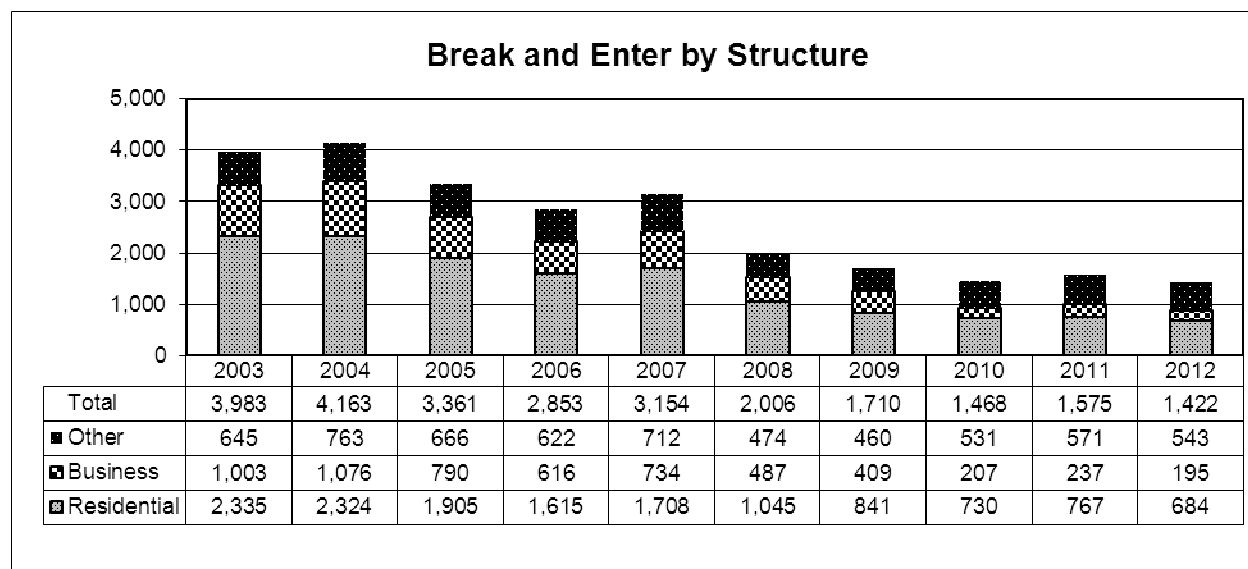
There was one more incident of Motor Vehicle Theft in 2012 compared to 2011. Over the last decade there has been a reduction of 60.8% in the number of reported occurrences. This trend in part demonstrates the continued success of the Regina Auto Theft Strategy.



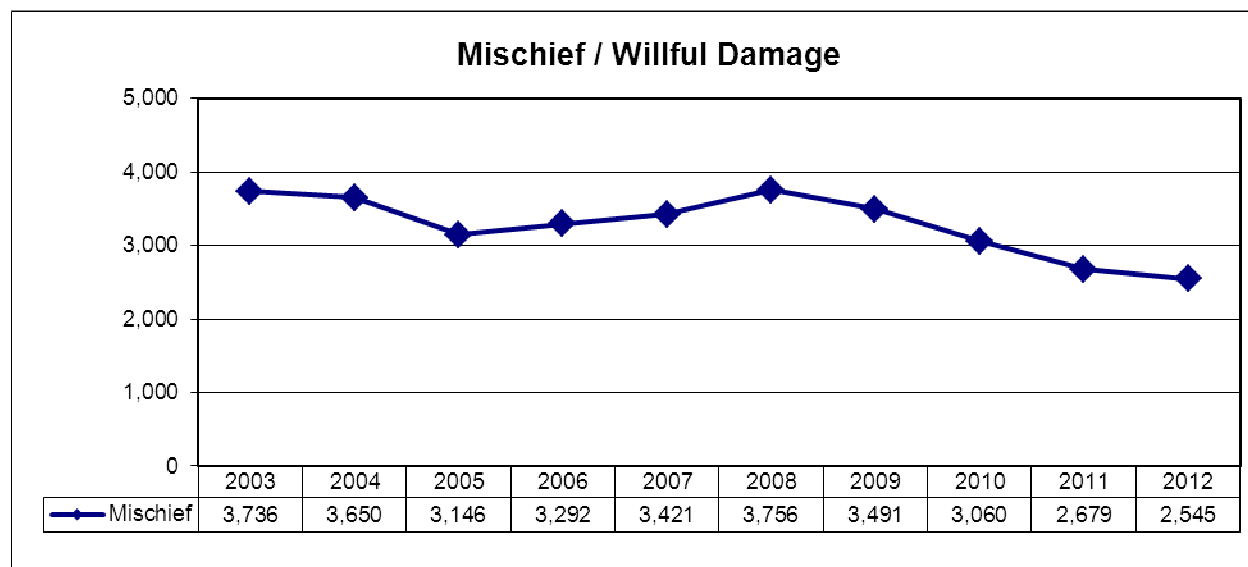
With the exception of an increase from 2010 to 2011, there was a decrease in total Theft each year in the last decade. Compared to 2011, there was a decrease of 14.5% and 45.0% in the past decade.



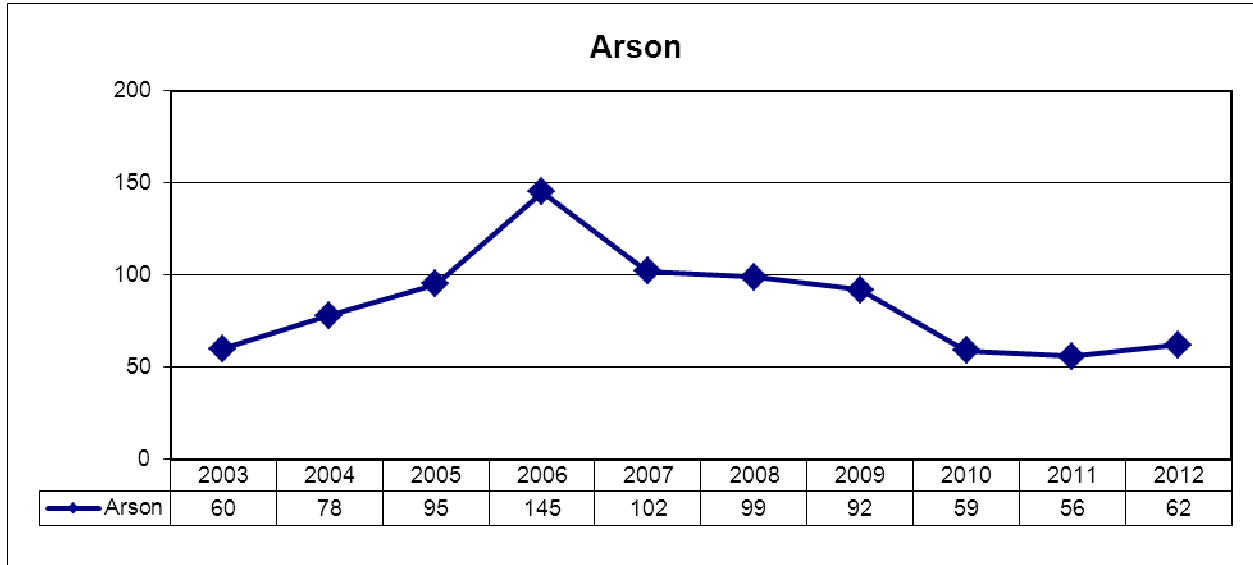
Total Break and Enter occurrences decreased by 9.7% from 2011, with decreases in each structural category. Over the last decade, there has been a decrease of 64.3%.



The number of reported Mischief / Willful Damage occurrences decreased by 5.0% from 2011 to 2012 and 31.9% since 2003. There were 356 incidents of Graffiti (a sub-category of Mischief) in 2012, which remains relatively stable over the last few years. Incidents of Graffiti accounted for 14.0% of all Mischief incidents in 2012.

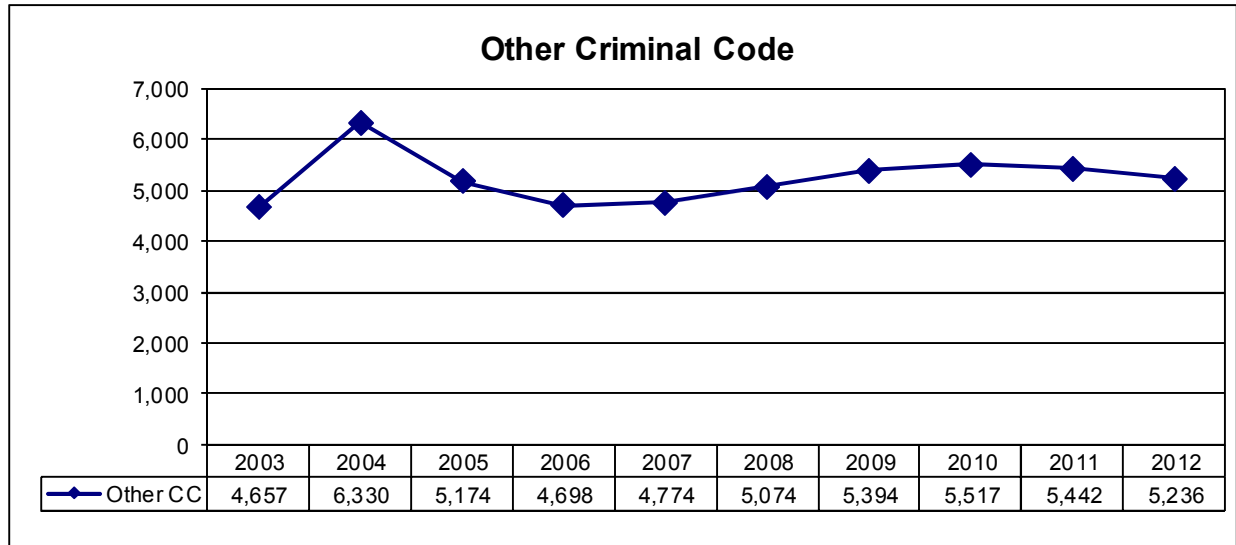


The 62 Arson occurrences in 2012 were well below the ten-year average of 84.8.



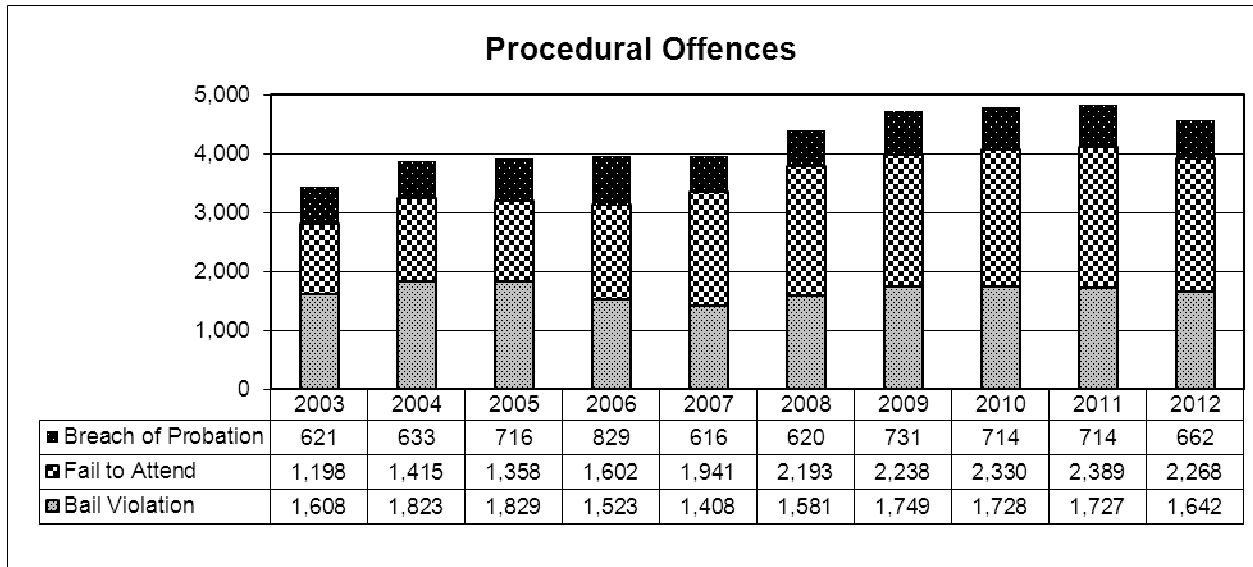
Other Criminal Code Violations

There were 3.8% fewer Other Criminal Code⁴ occurrences than in 2011 but 12.4% more than in 2003. The spike in 2004 was due to a high number of Counterfeiting Currency occurrences.

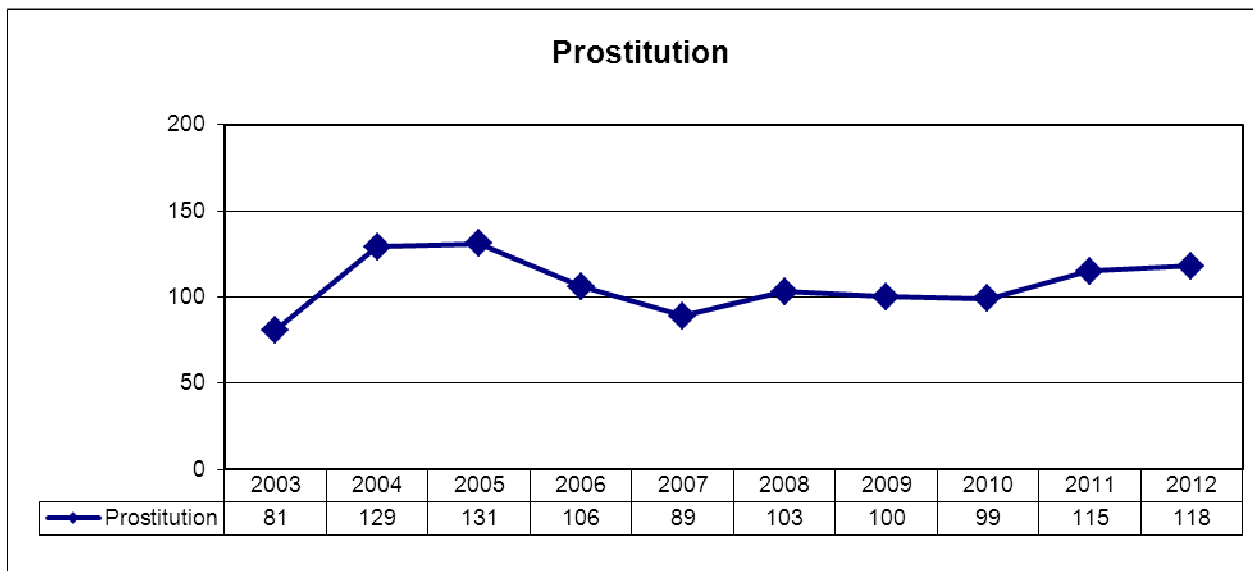


⁴ The crime category Other Criminal Code Violations includes: procedural violations, offensive weapons violations, prostitution, counterfeiting currency, and gaming and betting.

Procedural violations make up a large portion of Other Criminal Code violations. Breach of Probation, Fail to Attend Court, and Bail Violations combined to account for 87.3% of all Other Criminal Code violations in 2012.

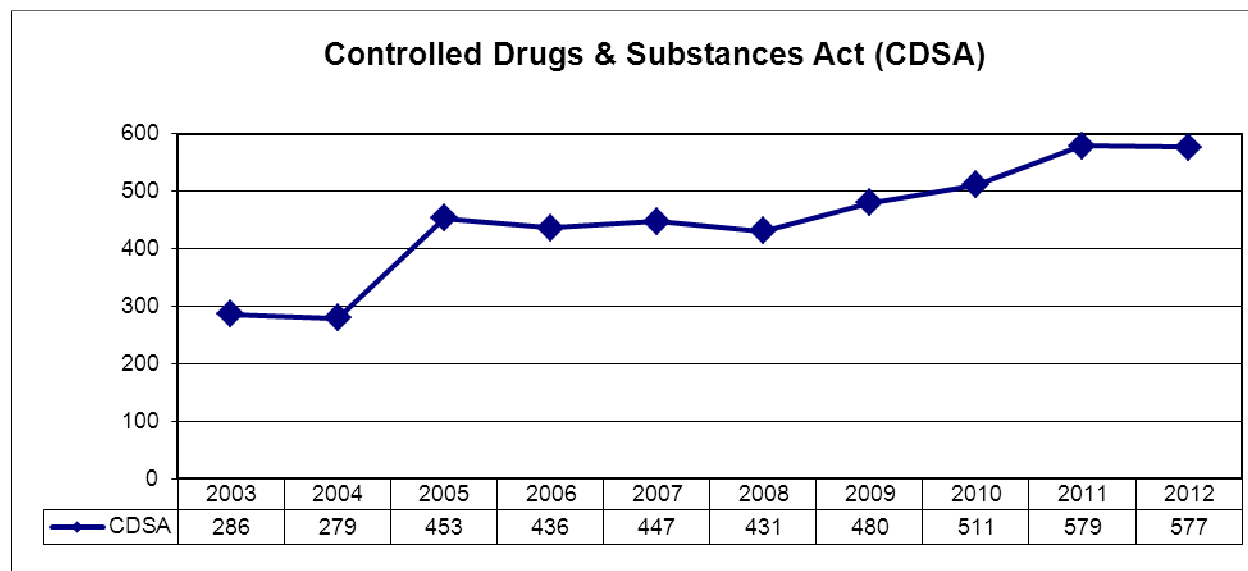


There were three more occurrences of Prostitution in 2012 than in 2011 and an increase of 45.7% over the decade.



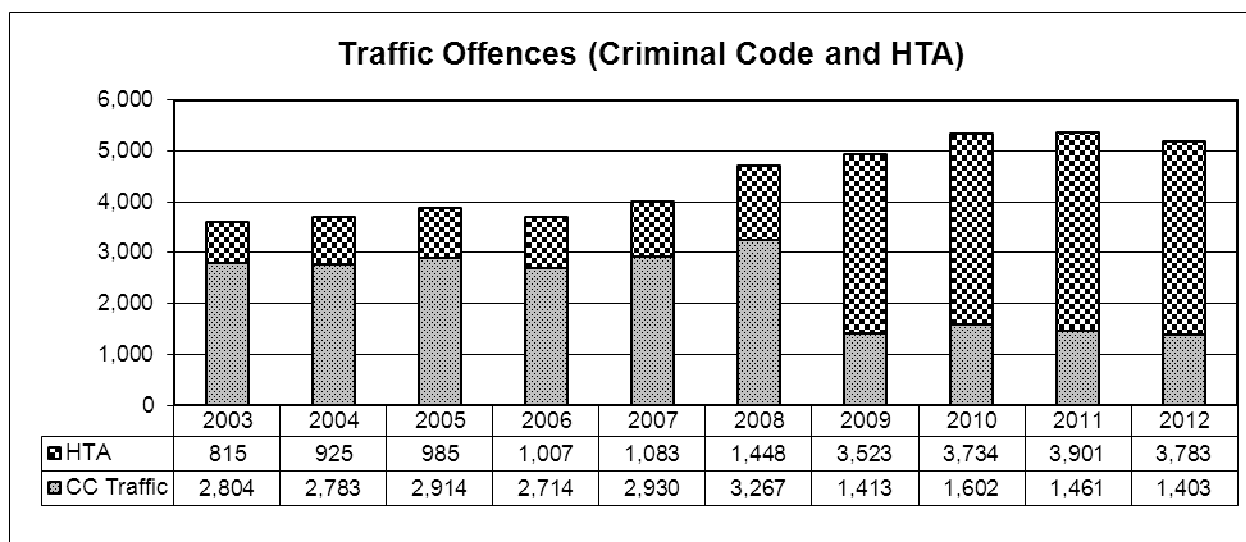
Controlled Drugs & Substances Act (CDSA) & Traffic

The number of CDSA occurrence was virtually unchanged from 2011 but there were 101.7% more than in 2003. The increase in CDSA occurrences from 2004 to 2005 was related to the creation of a Special Enforcement Team (SET) and, shortly after, the Combined Forces Special Enforcement Unit (CFSEU), as well as organizational restructuring in the Regina Police Service's Criminal Investigation Division (CID).

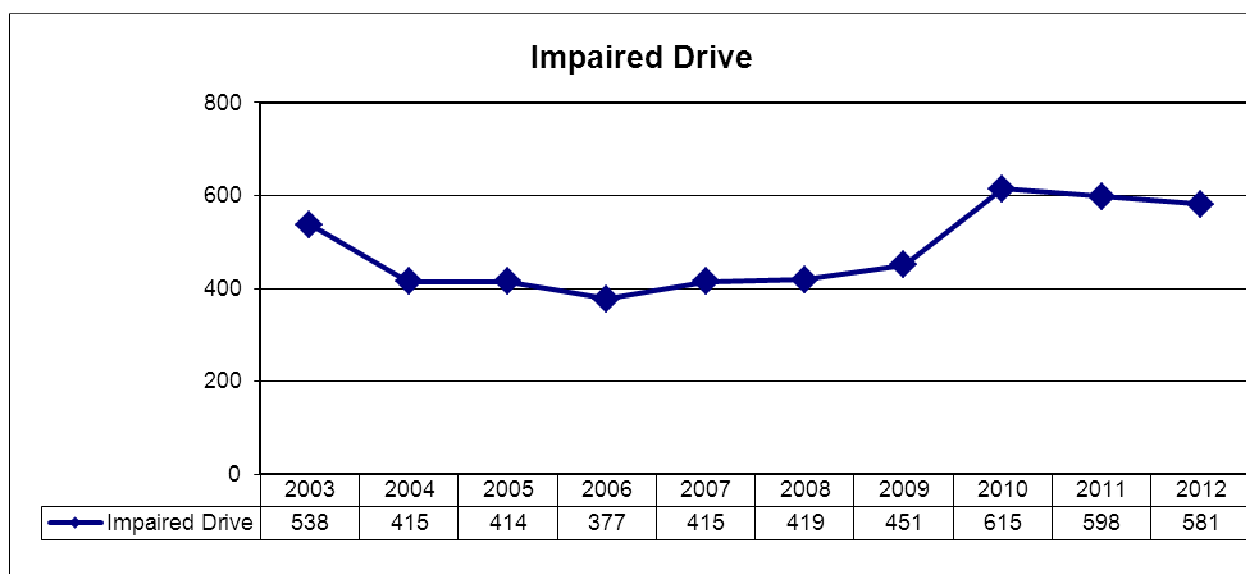


The total number of Traffic occurrences under the Criminal Code or Highway Traffic Act decreased by 3.3% compared to last year. Since 2003, however, there has been an increase of 43.3%.

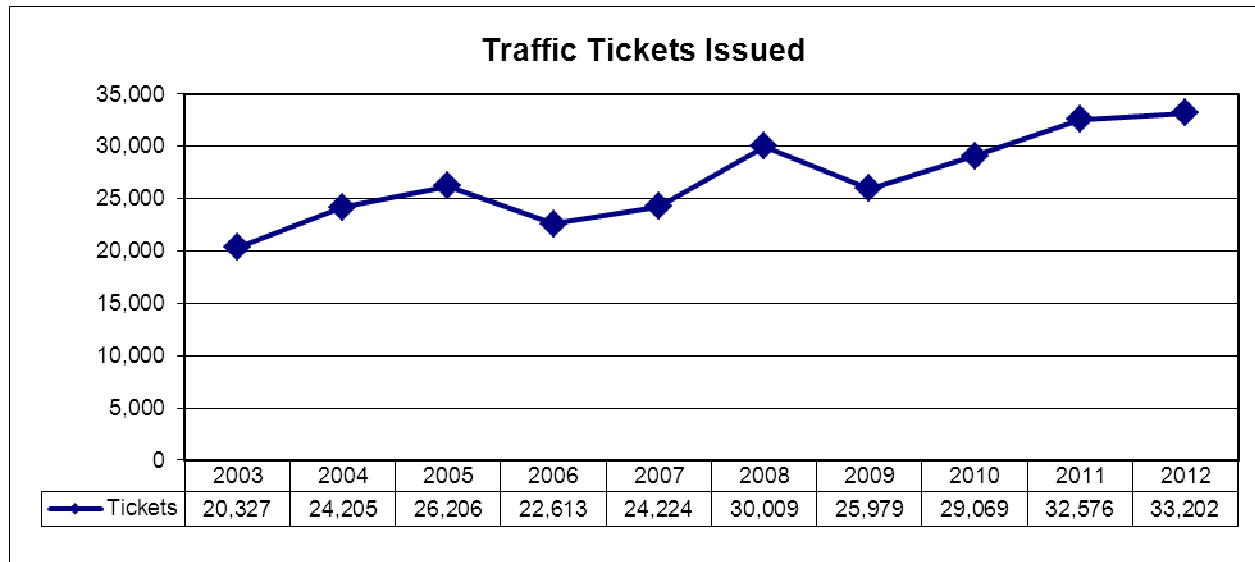
Previous to 2009, reports of unexplained vehicular damage were taken as the Criminal Code offence 'Failure to Stop or Remain' (hit and run). Following a best practices review and consultation with SGI, such reports are no longer classified as a criminal hit and run unless evidence exists of intent to flee the scene of a vehicular collision by an offending party. Instead, most of these reports now fall under the Highway Traffic Act offence 'Fail to Report MVA/Property Damage.'



The number of Impaired Drive occurrences decreased by 2.8% from 2011. However, there were 8.0% more than in 2003. The higher number of Impaired Drive occurrence can partially be attributed to increased enforcement efforts and partnerships between the Regina Police Service and SGI, such as the Enforcement Overdrive and Report Impaired Drivers (RID) programs.



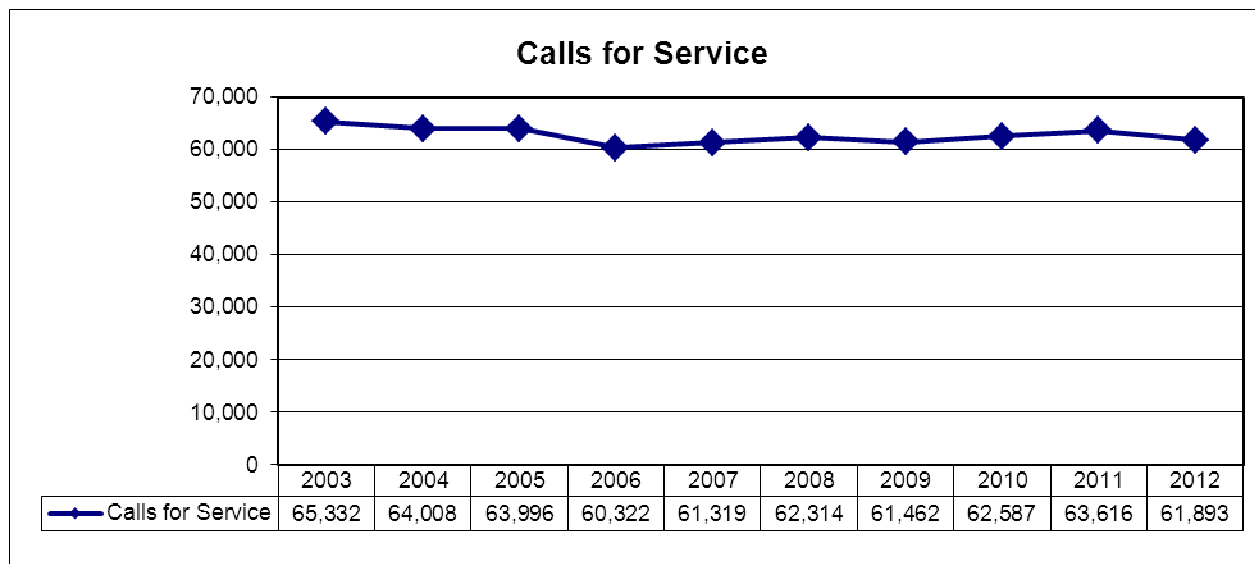
The number of Traffic Tickets⁵ issued in 2012 was the highest in the past ten years. There were 1.9% more than in 2011 and 63.3% more than in 2003.



Calls for Service

There were 2.7% fewer Calls for Service than in 2011 and 5.3% fewer than in 2003.

Alarm Calls decreased by 12.2% from 2011, continuing the annual reductions that have occurred since the Regina False Alarm Bylaw went into force in 2005.



⁵ The category Tickets Issued includes Red Light Traffic Tickets but excludes Inspection Tickets and 24 Hour, 30 Day, and 90 Day Suspensions.

Population

According to Statistics Canada's 2011 Canadian Census, the city of Regina's population was 193,100 in 2011, an increase of 7.7% since the 2006 Census and 9.1% since the 2001 Census. Population counts factor into the calculations of the Crime Rate and Crime Severity Index, both of which are released by the Canadian Centre for Justice Statistics in July.

RECOMMENDATION IMPLICATIONS

Financial Implications

None with respect to this report.

Environmental Implications

None with respect to this report.

Strategic Implications

None with respect to this report.

Other Implications

None with respect to this report.

COMMUNICATIONS

None with respect to this report.

Respectfully submitted,

A handwritten signature in black ink, appearing to read 'Troy Hagen', with a stylized flourish at the end.

Troy Hagen,
Chief of Police

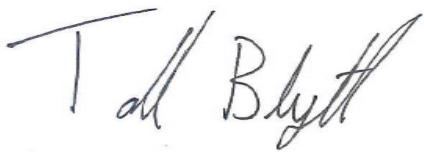
March 25, 2013

To: Members,
Crime Prevention Advisory Committee

Re: Review of 2011-2012 Work Plan

Attached to this communication is an update to the Crime Prevention Advisory Committee on the progress relating to the Work Plan. The purpose of this communication is to facilitate the review of the progress report and provide an opportunity for further discussion, if required.

Respectfully submitted

A handwritten signature in dark ink, appearing to read "Todd Blyth". The signature is written in a cursive, flowing style with a large initial "T" and a stylized "B".

Todd Blyth, Secretary
Crime Prevention Advisory Committee

Attachment

Crime Prevention Advisory Committee 2011/12 Work Plan

<i>Deliverable (What)</i>	<i>Action(How)</i>	<i>Resources (Who)</i>	<i>Participate /Lead</i>	<i>Budget</i>	<i>Start/Complete Date (When)</i>	<i>Progress Update</i>
1. Undertake initiatives on youth and children aged 0-5.	<ul style="list-style-type: none"> -Partner with Regina Regional Intersectoral Committee (RRIC) on the Understanding the Early Years project. - Request presentation from RRIC on the early years project. - use social media to communicate with youth and others 	All committee members	Participate		Immediately, ongoing	
2. Promote and /Increase awareness of Crime Prevention	<ul style="list-style-type: none"> Identify ways to promote ways to increase Crime Prevention. These may include -Have bi-weekly write ups in the Leader Post and the Sunday Sun - Crime Prevention Week (May 16-20, 2011) - Identify new partners eg) Real Estate Association 	All committee members	Lead		Ongoing	
3. Introduce a new version of Neighbourhood Watch/Block Parent program	<ul style="list-style-type: none"> -Engage school community councils and other community partners -Research other municipalities - Engage Seniors groups, such as Senior Mechanism, 	All committee members	Lead		Ongoing	

Crime Prevention Advisory Committee 2011/12 Work Plan

	Churches						
4. Focus on Immigrants	-Partner with Regina Open Door Society, Immigrant Women, Regina Multicultural Society and other immigrant organizations	All committee members	Lead			Ongoing	
5. Graffiti	- Support the City of Regina and Regina Police Service Graffiti Management Program.	All committee members	Participate			Ongoing	

Crime Prevention Advisory Committee 2011/12 Work Plan

Additional Notes:

- Auto theft strategy is a good example of working in partnership.
- Immigrants, new Canadians need to trust/feel safe in Regina, report crime concerns, manage isolation and domestic violence
- Help new immigrants understand Regina's expectations on law and living in the community
- In working with youth to prevent and reduce crime, the committee needs to use modern communication tools.(Facebook, Twitter and other social media)
- Youth crime (are we doing enough to work with the elementary and high schools taking advantage of our police resource officers)
- Support the under 11 initiative
- Focus on early intervention strategies for crime prevention with children and youth
- Focus on early intervention (children, youth and family understanding the early years project)
- Set up neighbourhood hubs where parents can learn the skills required to be parents
- Look for community collaboration opportunities for child/youth support as well as mentorship and support for families
- Promoting Community in neighbourhoods
 - Sense of ownership
 - Youth involvement
 - Police presence in community activities
 - Getting to know your neighbour
 - Community BBQs
 - Area clean ups
- Gang issue is being addressed as the Regina Anit Gang Services just received new funding for 3 – 12 months.
- Disrupt street gang recruiting through social media campaign. (have youth make YouTube video about the dangers of street gangs – Prizes \$ etc.)
- Gangs (youth looking for places to belong, violent crime initiations)
- Family intervention/support (gang prevention, substance abuse, employment, housing)
- Relationship building between law enforcement agencies and community
- More detailed understanding of crime statistics
- Seniors at risk need to be comfortable to speak out
- Drugs and alcohol prevention, intervention, strain on police resources, partner with the Detox centre

Crime Prevention Advisory Committee 2011/12 Work Plan

- Grow Ops (publish what to look for to recognize grow op houses)
- Report Impaired Drivers (RID) keep up the work
- Revisit Neighbourhood Watch (introduce a new version of neighbourhood watch. Involve many partners from church organizations to community associations. RPS/City
- Review strategies and models for crime prevention (from RPS strategic plan)
- Up the profile of crime prevention
- Promote safe community (real estate network)
- Awareness of impacts of mental health issues