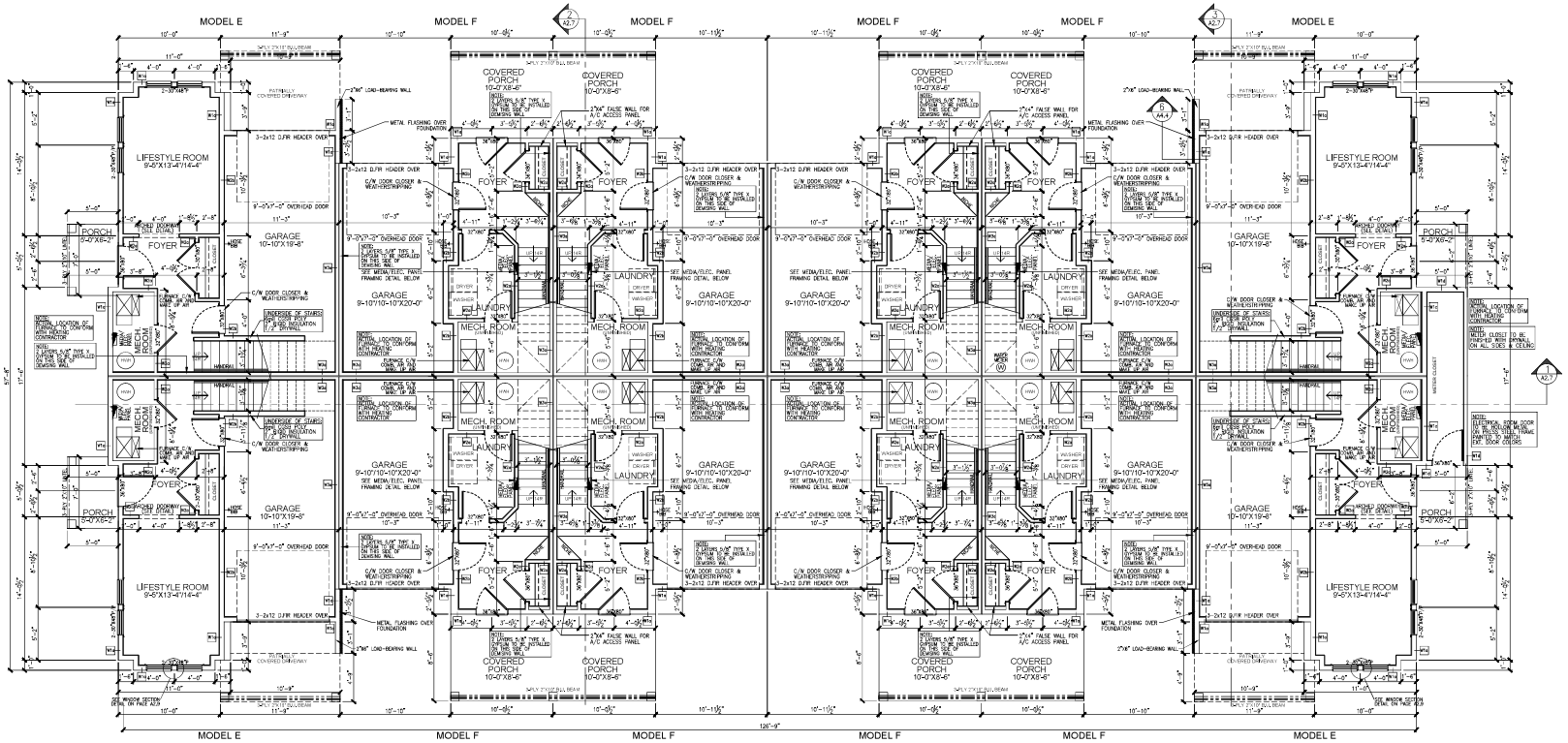

MAIN FLOOR PLAN

SCALE: 3/16"=1'-0"
AREA: 289 SQ. FT. (MODEL E) / 197 SQ. FT. (MODEL F)
TOTAL AREA: 1402 SQ. FT. (MODEL E) / 1085 SQ. FT. (MODEL F)
8' CEILING

WALL SCHEDULE

W1a - TYP. EXTERIOR WALL

EXTERIOR FINISH AS PER SPEC
BUILDING PAPER
3/8" OSB SHEATHING
2"x6" WOOD STUDS @ 16" O.C.
R-20 BATT INSULATION
6mil CGSB VAPOUR BARRIER
1/2" DRYWALL

W1b - KITCHEN STAGGERED WALL

EXTERIOR FINISH AS PER SPEC
BUILDING PAPER
3/8" OSB SHEATHING
2"x4" STAGGERED WOOD STUDS @ 16" O.C. ON 2"x6" TOP AND BOTTOM PLATES
R-20 BATT INSULATION
6mil CGSB VAPOUR BARRIER
1/2" DRYWALL

W1c - 45MIN FRR EXT. WALL

(NBC 2010 – EW1b WALL)
2-LAYER 5/8" TYPE X GYPSUM BOARD
2"x6" STUDS @ 24" O.C.
R20 BATT. INSULATION
6mil CGSB VAPOUR BARRIER
1-LAYER 5/8" TYPE X GYPSUM BOARD

W1d - 2"X4" EXTERIOR WALL

EXTERIOR FINISH AS PER SPEC
BUILDING PAPER
3/8" OSB SHEATHING
2"x4" WOOD STUDS @ 16" O.C.
1/2" DRYWALL

W2a - 2"x4" INTERIOR WALL

1/2" DRYWALL
2"x4" WOOD STUDS @ 24" O.C.
1/2" DRYWALL

W2b - 2"x6" INTERIOR WALL

1/2" DRYWALL
2"x6" WOOD STUDS @ 24" O.C.
1/2" DRYWALL

W3a - DEMISING WALL

(W14c NBCC 2010)
2 ROWS 2X4 @ 16" O.C.
STUDS STAGGERED ON
SEPARATE 2X4 PLATES
SPACED 1" APART
1" AIR SPACE
R12 BATT INSULATION BOTH SIDES
1-LAYER 5/8" TYPE X GYPSUM DRYWALL ON 1 SIDE
2 LAYER 5/8" TYPE X GYPSUM DRYWALL ON OTHER SIDE
(1 hr. FIRE RATING STC 61)

GENERAL NOTES:

- FLOOR/TRUSS SUPPLIERS TO CONFIRM ALL BEAM SIZING & POINT LOAD LOCATIONS (ANY DISCREPANCIES TO BE REPORTED IMMEDIATELY TO NORTH PRAIRIE DEVELOPMENTS
- JOIST & TRUSS LAYOUTS BY SUPPLIER
- LOCATION OF FURNACE & HWH BY CONTRACTOR
- LOCATION OF ELEC. PANEL BY CONTRACTOR
- PROVIDE SOLID BLOCKING DIRECTLY DOWN TO FOUNDATION AT ALL POINT LOAD LOCATIONS
- ALL SUPPLY AND RETURN DUCT JOINTS MUST BE PROPERLY SEALED
- ALL STAIR DIMENSIONS ARE FROM STUD TO STUD

LINTEL NOTES

FLOOR & ROOF SUPPLIERS TO SIZE & SUPPLY ALL WINDOW/DOOR LINTELS WHERE JOISTS/TRUSSES ARE PERPENDICULAR TO WINDOWS/DOORS, OR WHERE POINT LOADS FROM JOISTS/TRUSSES FALL OVER A WINDOW/DOOR

HANDRAIL NOTES

ALL STAIRS WITH MORE THAN 3 RISERS SHALL BE PROVIDED WITH HANDRAIL AS REQUIRED AND SHALL CONFORM WITH THE N.B.C. 2010 SECTION 9.8.7

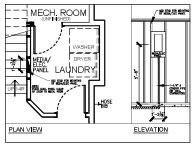

MEDIA/ELEC. PANEL FRAMING DETAIL
SCALE: 3/16"=1'-0"

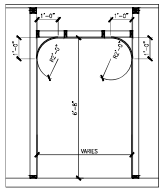

ARCHED DOORWAY DETAIL
SCALE: 3/8"=1'-0"

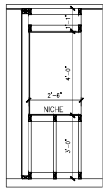

NICHE DETAIL
SCALE: 3/8"=1'-0"

Copyright Reserved

1. Drawings may have missing or discrepancies in scale and dimensions. Contact North Prairie Developments if there are such discrepancies or missing dimensions in the drawings.
2. The copyright to all designs and drawings are property of North Prairie Developments Ltd.
3. Builder's specification will have precedence over architectural plans and specifications.
4. The Builder reserves the right to substitute comparable practices, materials or products based upon availability, building codes and builder's preference without notice.
5. Reproduction or use for any purpose other than that authorized by North Prairie Developments Ltd. is forbidden.

Consultants

Notes

Revisions

	By	Appd.	YY.MM.DD

Issued

ISSUED FOR DISCRETIONARY USE	TD		18.01.03
ISSUED FOR REVIEW	TD		17.10.15
	By	Appd.	YY.MM.DD

Client/Project

NORTH PRAIRIE DEVELOPMENTS LTD.
SASKATOON, SASKATCHEWAN
TEL: (306) 931-2880 ~ FAX: (306) 242-3133

Westerra
Where life finds balance

97 UNITS PLANNED DWELLING GROUP
PARCEL F - WESTERRA, REGINA
1700 BARLEY STREET

Address

Sheet Contents
EF - UNITS (12 PLEX)
MAIN FLOOR PLAN

Project No.	Scale
MF2017-03	1:300M

Drawing No.	Sheet	Revision
	A2.1	